

PIKE DELTA YORK
LOCAL
SCHOOL DISTRICT



Monthly Financial Report -September 2018

October 17th, 2018

Matt A. Feasel, Treasurer/C.F.O.



October 17, 2018

Dear Members of the Pike Delta York Board of Education:

The following pages represent the financial status of the Pike Delta York Local School District as of September 30, 2018 for all funds submitted for your consideration. Please review the following:

1. General, Revenue & Budget Analysis
2. Cash Reconciliation Report
3. Investment Register
4. Financial Report by Fund
5. Monthly Check Register
6. Unencumbered Liabilities Register
7. Transfer and Advance Register
8. Donations to the District
9. Appropriation Revision for the month of September and fiscal year 2018-19.

As always, if you should have any questions or need any additional information, please feel free to contact me at any time at 419-822-3391, Ext 5103.

Respectfully Submitted,

Matt A. Feasel, Treasurer/CFO
Pike Delta York Local School District

PIKE DELTA YORK LOCAL SCHOOL DISTRICT Monthly Financial Narrative

General Fund Analysis

This document is prepared in an attempt to summarize the cash position of the Pike Delta York Local School District as of the end of September, 2018. This analysis incorporates four (4) different areas:

1. 2018-19 Fiscal Year Estimate - This column represents the actual cash balance on July 1, 2018 (\$ 3,164,101.30) at the beginning of the fiscal year. It also contains the projected revenue from July 1, 2018 to June 30, 2019, (\$ 14,691,147.00); the projected expenditure level (\$ 14,735,000.00) and the projected ending balance (\$ 3,120,248.30) on June 30, 2019.
2. September 2018 Actual - This column represents actual activity for the month of September, 2018.
3. 2018-19 Fiscal Y-T-D - This column represents actual activity from the 1st of July, 2018 through the end of September, 2018.

SUMMARY

Our cash balance is not quite where we would like to see it or what we had projected but a number of things affected the balance for this month. We had projected increases in real estate taxes and had anticipated that our public utility personal property tax would have seen more of an increase along with the Toledo Edison delinquency. Both of those areas did not meet our expectations along with a couple other areas that fell short in terms of anticipated collections. That along with salaries and sub costs ran higher than anticipated creating a lower than projected cash balance.

We are still anticipating that everything will catch up and there is no need to revise any of the projections at this point.

Pike Delta York Local Schools

General Fund Analysis

September 2018

	2018-19 Estimate	September 2018 Summary	2018-19 Fiscal Y-T-D
Beginning Balance	3,164,101.30	4,733,572.53	3,164,101.30
Revenue	14,606,147.00	806,018.72	4,935,120.16
Expenditures	14,735,000.00	1,130,107.66	3,689,737.87
Ending Balance	3,035,248.30	4,409,483.59	4,409,483.59
Projected Ending Balance - September 2018		4,601,308.00	
Variance		-191,824.41	

PIKE DELTA YORK LOCAL SCHOOL DISTRICT Monthly Financial Narrative

General Fund Revenue Analysis

This document evaluates our sources of revenue.

1. 2018-19 Estimates – This column represents the most current revenue projections from July 1st, 2018 through June 30th, 2019.
2. Projected Revenue for September of 2018 – This column represents the estimated revenue that the district anticipated receiving during the month September.
3. September 2018 Actual - This column represents actual cash receipts received during the month of September of 2018.
4. 2018-19 Projected – This column represents the estimated revenue from July 2018 through September 2018.
5. 2018-19 Actual – This column represents actual cash receipts received from July of 2018 through September of 2018.
6. Variance - This column represents the estimated revenue from July 2018 through September 2018 (Column 4) minus the actual receipts that we have actually received during that same time period (Column 5) to give us a variance for comparison purposes.
7. Percentage Received – Revenue actually received divided by the anticipated revenue.

SUMMARY

We are ahead of where we were a year ago in terms of receipts. Personal property is up because of Toledo Edison not paying at the end of last year so it is showing up on the first half of this year. If you remember, our homestead and rollback tax reimbursements from the state were delayed last year and we received it several months late last year. Both of those allocations have been received creating a variance from our 2017-18 receipts. The non-operating revenue are advances that we made at the end of last year to other funds that have been returned to the general fund.

We will be continually evaluating our revenue sources to insure accuracy.

Pike Delta York Local Schools

General Fund Revenue Analysis

September 2018

<i>Revenue Source</i>	2018-19 Annual Estimate	September 2018 Projected	September 2018 Actual	2018-19 Projected	2018-19 Actual	Annual Variance	Percentage Received
Real Estate Taxes	4,721,700.00	0.00	0.00	2,029,755.00	1,957,192.86	-72,562.14	41.45%
Public Utility Pers. Prop.	765,727.00	0.00	0.00	471,135.00	421,577.37	-49,557.63	55.06%
Investments	65,000.00	6,322.00	7,648.16	18,025.00	24,230.74	6,205.74	37.28%
Other Local Receipts	766,088.00	148,584.00	154,390.49	282,580.00	264,290.94	-18,289.06	34.50%
State Foundation	7,430,082.00	614,228.00	629,588.35	1,841,632.00	1,828,264.40	-13,367.60	24.61%
Homestead/Rollback	560,038.00	0.00	2,590.99	282,035.00	275,244.09	-6,790.91	49.15%
Tangible Reimbursement	0.00	0.00	0.00	0.00	0.00	0.00	0.00%
Other State/Fed. Receipts	287,512.00	10,865.00	11,800.73	59,780.00	69,936.52	10,156.52	24.32%
Non-Operating Receipts	10,000.00	0.00	0.00	95,000.00	94,383.24	-616.76	943.83%
Totals	14,606,147.00	779,999.00	806,018.72	5,079,942.00 34.78%	4,935,120.16	-144,821.84 -0.99%	33.79%

PIKE DELTA YORK LOCAL SCHOOL DISTRICT Monthly Financial Narrative

General Fund Budget Analysis

This document evaluates our expenditure levels.

1. 2018-19 Projected Expenditures – Projected expenditure levels for the 2018-19 fiscal year.
2. September Projected Expenditures – Expenditures projected for the month of September of 2018.
3. September 2018 Actual Expenditures – Actual expenditures incurred during the month of September of 2018.
4. 2018-19 Projected Expenditures – This column represents projected expenditures from the 1st of July, 2018 through the end of September 2018.
5. 2018-19 Expenditures – Actual expenditures from July 1st, 2018 through the end of September, 2018.
6. Variance – This column represents the estimated expenditures from July 1st, 2018 through the end of September, 2018 (Column 4) minus the actual expenditures that have actually been incurred during that same period (Column 5) to give us a variance for comparison purposes.
7. % Expended – This figure represents the percentage of funds committed for that specific expenditure area for the year.

SUMMARY

The expenditures for the month of September were less than we projected but continue to run a little higher for the year than we projected. Salaries and wages are a little higher than we anticipated but we had a couple of severance payments that we did not anticipate. The other areas of the budget were relatively close to projections for the month and for the year.

We will continue to monitor the budget very closely to see where there are areas that we may be able to make some reductions. We would like to reduce the anticipated spending deficit as much as possible if not totally eliminate it.

Pike Delta York Local Schools

General Fund Budget Analysis

September 2018

<i>Expenditure Area</i>	2018-19 Appropriations	September 2018 Projected	September 2018 Expenditures	2018-19 Projected	2018-19 Actual	Annual Variance	% Expended
Salaries & Wages	7,665,000.00	548,505.00	554,711.79	1,982,123.00	2,046,837.06	64,714.06	26.70%
Fringe Benefits	3,250,000.00	289,591.00	275,568.34	798,238.00	774,959.14	-23,278.86	23.84%
Total	10,915,000.00	838,096.00	830,280.13	2,780,361.00	2,821,796.20	41,435.20	25.85%
Purchased Services	2,875,000.00	209,151.00	231,678.21	635,077.00	626,061.38	-9,015.62	21.78%
Supplies & Materials	475,000.00	94,020.00	65,556.07	150,087.00	159,912.86	9,825.86	33.67%
Capital Outlay	5,000.00	746.00	1,338.89	1,982.00	1,379.32	-602.68	27.59%
Other Objects	215,000.00	11,289.00	1,254.36	75,227.00	80,588.11	5,361.11	37.48%
Non-Operational	250,000.00	0.00	0.00	0.00	0.00	0.00	0.00%
Totals	3,820,000.00	315,206.00	299,827.53	862,373.00	867,941.67	5,568.67	22.72%
Grand Total	14,735,000.00	1,153,302.00	1,130,107.66	3,642,734.00 24.72%	3,689,737.87	47,003.87 0.32%	25.04%

Pike Delta York Local Schools

General Fund Year To Date Analysis

September 2018

	September 2017 Actual	September 2018 Actual	Annual Variance	Percentage of Variance
<i>Beginning Cash Balance</i>	3,709,120.28	3,164,101.30	-545,018.98	-14.69%
<i>Revenue Sources</i>				
Real Estate Taxes	1,989,955.91	1,957,192.86	-32,763.05	-1.65%
Personal Tangible Taxes	211,371.78	421,577.37	210,205.59	99.45%
Investments	18,308.74	24,230.74	5,922.00	32.35%
Other Local Receipts	278,720.79	264,290.94	-14,429.85	-5.18%
State Foundation	1,788,973.24	1,828,264.40	39,291.16	2.20%
Homestead/Rollback	0.00	275,244.09	275,244.09	0.00%
Tangible Reimbursement	0.00	0.00	0.00	0.00%
Other State Receipts	77,011.38	69,936.52	-7,074.86	-9.19%
Non-Operating Receipts	7,248.52	94,383.24	87,134.72	1202.10%
Total Revenue	4,371,590.36	4,935,120.16	563,529.80	12.89%
<i>Expenditure Area</i>				
Salaries & Wages	1,906,054.98	2,046,837.06	140,782.08	7.39%
Fringe Benefits	774,609.01	774,959.14	350.13	0.05%
Purchased Services	624,201.37	626,061.38	1,860.01	0.30%
Supplies & Materials	97,324.67	159,912.86	62,588.19	64.31%
Capital Outlay	1,930.85	1,379.32	-551.53	0.00%
Other Objects	64,067.12	80,588.11	16,520.99	25.79%
Non-Operational Expenses	0.00	0.00	0.00	0.00%
Total Expenditures	3,468,188.00	3,689,737.87	221,549.87	6.39%
<i>Ending Cash Balance</i>	4,612,522.64	4,409,483.59	-203,039.05	-4.40%

Pike-Delta-York Local School District

Cash Reconciliation

September 2018

	<u>Sub-Totals</u>	<u>Totals</u>
Gross Depository Balances:		
F&M Warrant	61,640.69	
PayForIt	10,384.14	
Total Depository Balances (Gross)		72,024.83
Adjustments to Bank Balance:		
Cash in Transit to Bank		
Outstanding Checks	(47,915.06)	
Other		
Total Adjustments		-47,915.06
Other Investments:		
F&M - Money Market (Commercial Sweep)	424,436.63	
Star Ohio - General Fund	2,136,033.20	
Star Plus	6,220.46	
RedTree Investments	3,906,737.59	
Total Investments		6,473,427.88
Petty Cash & Change Funds:		
Athletic Checking	6,100.00	
Athletic Gate Cash	3,700.00	
Cafeteria Change Funds	120.00	
H.S. Office Petty Cash	50.00	
Board Office Petty Cash	75.00	
Total Petty Cash		10,045.00
BANK BALANCE		\$ 6,507,582.65
CURRENT CASH BALANCE		\$ 6,507,582.65
Payroll Clearing Account	\$ 118,521.89	

DATE: 10/03/2018
TIME: 09:47

PIKE-DELTA-YORK LOCAL SCHOOLS
CASH RECONCILIATION AS OF 09/30/2018

PAGE: 1
(USAEMSED)

	SUB-TOTALS -----	TOTALS -----
Gross Depository Balances:		
F & M - Operating Account	\$ 61,640.69	
F & M - Pay-For-It Account	10,384.14	

Total Depository Balances (Gross)		\$ 72,024.83
Adjustments to Bank Balance:		
Cash in Transit to Bank	\$ 0.00	
Outstanding Checks	47,915.06-	
Adjustments	0.00	


Total Adjustments to Bank Balance		47,915.06-
Investments:		
Treasury Bonds and Notes	\$ 0.00	
Certificate of Deposits	0.00	
Other Securities	0.00	
Other Investments:		
F & M - Money Market Sweep	424,436.63	
Star Ohio - General Fund	2,136,033.20	
Star Plus	6,220.46	
RedTree Investments	3,906,737.59	

Total Investments		6,473,427.88
Cash on Hand:		
Petty Cash:		
Athletic Checking	\$ 6,100.00	
Athletic Gate Cash	3,700.00	
Cafeteria Change Fund	120.00	
H.S. Office Petty Cash	50.00	
Board Office Petty Cash	75.00	
Change Cash:		
Cash with Fiscal Agent	0.00	

Total Cash on Hand		10,045.00

Total Balances		\$ 6,507,582.65
		=====
Total Fund Balance		\$ 6,507,582.65
		=====
Depository Clearance Accounts:		
F & M - Payroll Account	\$ 118,521.89	

Total Clearance Account Balances		\$ 118,521.89



Treasurer

PIKE-DELTA-YORK LOCAL SCHOOL DISTRICT INVESTMENT LISTING

September 30, 2018

Institution	Account Type	Account Number	Receives Interest	MTD Interest		Month End Balance
STAR Ohio	GF	11278	Monthly	\$ 4,089.80	2.15%	\$ 2,136,033.20
STAR Plus	GF	104791302979	Monthly	\$ 10.85	2.13%	\$ 6,220.46
F&M State Bank	Sweep	00-46762	Monthly	\$ 367.13		\$ 424,436.63
F&M State Bank	Warrant	00-46763	N/A	\$ -		\$ 61,640.69
F&M State Bank	PayForIt	21-62209	N/A	\$ -		\$ 10,384.14
REDTREE	Various	X90527	Monthly	\$ 3,732.95	2.28%	\$ 3,906,737.59

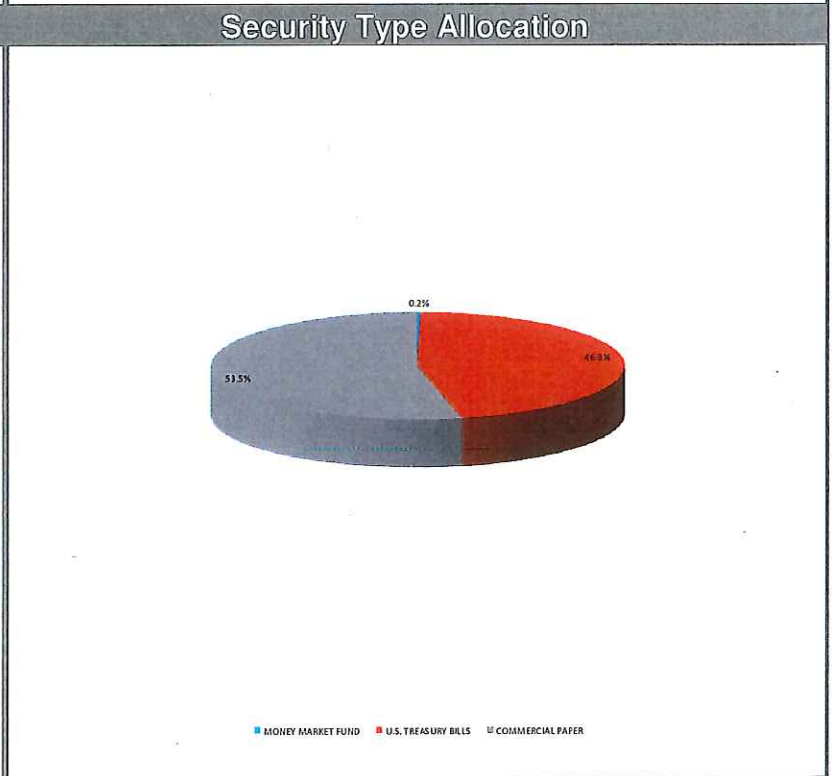
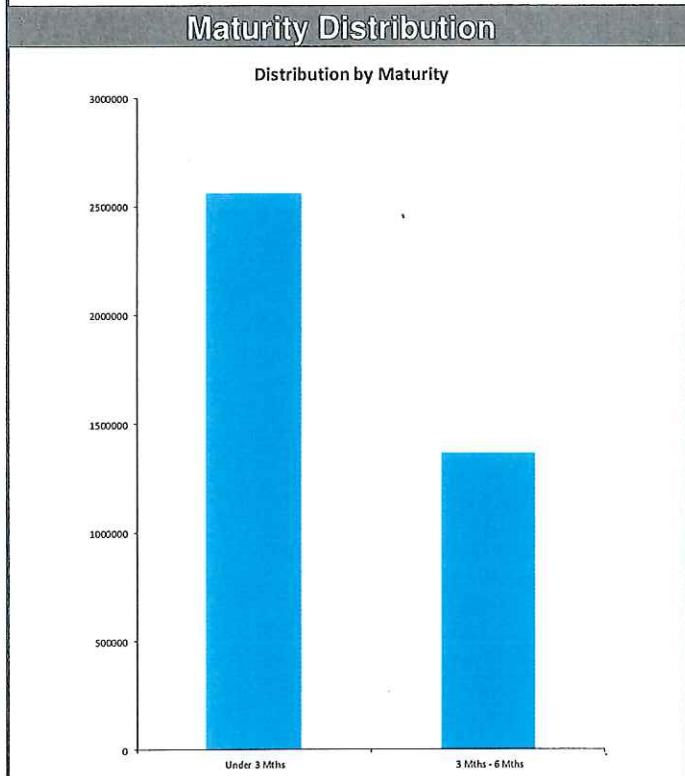
TOTAL INVESTMENTS

\$ 8,200.73

\$ 6,545,452.71

Monthly Investment Summary
Pike-Delta-York Local Schools
US Bank Custodian Acct Ending x90527
 September 30, 2018

Monthly Cash Flow Activity		Market Value Summary				
From 08-31-18 through 09-30-18						
Beginning Book Value	3,903,004.64	<u>Security Type</u>	<u>Market Value</u>	<u>Pct. Assets</u>	<u>Avg Yield at Cost</u>	<u>Wght Avg Mat</u>
Contributions	0.00	Money Market Fund				
Withdrawals	0.00	MONEY MARKET FUND	7,817.04	0.2	1.96	0.00
Prior Month Management Fees	-326.55	Fixed Income				
Realized Gains/Losses	0.00	U.S. TREASURY BILLS	1,817,817.89	46.3	2.15	0.30
Gross Interest Earnings	4,059.50	Commercial Paper				
Ending Book Value	3,906,737.59	COMMERCIAL PAPER	2,098,438.05	53.5	2.40	0.23
		TOTAL PORTFOLIO	3,924,072.98	100.0	2.28	0.26



Disclosures:

RedTree's internal accounting system is used as the source of the market value of this account. Although obtained from a source believed to be reliable, we cannot guarantee its accuracy. You should review all account statements provided by the custodian and compare with the statements provided by RedTree.

Portfolio Holdings Report
Pike-Delta-York Local Schools
US Bank Custodian Acct Ending x90527
 September 30, 2018

Quantity	Cusip	Security Description	Moody's	S&P	Cost Basis	Market Value	Yield at Cost	Wtd Maturity	Purchase Date
U.S. TREASURY BILLS									
200,000	912796QE2	US Treasury Bill 0.000% Due 10-25-18	P-1	A-1+	198,060.49	199,722.40	1.98	0.07	04-30-18
415,000	912796QL6	US Treasury Bill 0.000% Due 11-29-18	P-1	A-1+	411,435.46	413,556.21	2.04	0.17	06-29-18
415,000	912796QQ5	US Treasury Bill 0.000% Due 12-27-18	P-1	A-1+	410,719.49	412,841.17	2.07	0.24	06-29-18
430,000	912796PT0	US Treasury Bill 0.000% Due 02-28-19	P-1	A-1+	425,192.44	425,915.00	2.24	0.42	08-30-18
370,000	912796PX1	US Treasury Bill 0.000% Due 03-28-19	P-1	A-1+	365,693.46	365,783.11	2.34	0.49	09-28-18
					1,811,101.34	1,817,817.89	2.15	0.30	
COMMERCIAL PAPER									
250,000	46640QLK5	JP Morgan 0.000% Due 11-19-18	P-1	A-1	246,991.81	249,210.00	2.45	0.14	05-24-18
250,000	89233HLP7	Toyota Motor Credit 0.000% Due 11-23-18	P-1	A-1+	248,074.52	249,145.00	2.35	0.15	07-27-18
260,000	89119BLU8	TD USA 0.000% Due 11-28-18	P-1	A-1+	257,436.40	259,027.60	2.34	0.16	06-28-18
265,000	09659KLV0	BNP Paribas 0.000% Due 11-29-18	P-1	A-1	262,353.31	263,993.00	2.37	0.17	06-29-18
245,000	62479MLW1	MUFG Bank 0.000% Due 11-30-18	P-1	A-1	243,082.06	244,051.85	2.33	0.17	07-31-18
265,000	13608BMT8	Canadian Imp Holdings 0.000% Due 12-27-18	P-1	A-1	261,757.87	263,481.55	2.45	0.24	06-28-18
190,000	19121BNH8	Coca Cola Company 0.000% Due 01-17-19	P-1	A-1	188,263.61	188,614.90	2.37	0.30	08-30-18
260,000	63873KPR2	Natixis NY 0.000% Due 02-25-19	P-1	A-1	256,269.00	257,345.40	2.50	0.41	07-30-18
125,000	19121BQB8	Coca Cola Company 0.000% Due 03-11-19	P-1	A-1	123,590.63	123,568.75	2.49	0.44	09-27-18
					2,087,819.21	2,098,438.05	2.40	0.23	
MONEY MARKET FUND									
	USBMMF	First American Treasury Obligations Fund			7,817.04	7,817.04	1.96		
TOTAL PORTFOLIO					3,906,737.59	3,924,072.98	2.28	0.26	

Disclosures:

RedTree's internal accounting system is used as the source of the market value of this account. Although obtained from a source believed to be reliable, we cannot guarantee its accuracy. You should review all account statements provided by the custodian and compare with the statements provided by RedTree.

Questions? Call 888.596.2293 or email info@redtreeinv.com

FINANCIAL SUMMARY REPORT
Processing Month: September 2018
PIKE-DELTA-YORK LOCAL SCHOOLS

Fnd	Sec	Description	Beginning Balance	MTD Revenues	FYTD Revenues	MTD Expenditures	FYTD Expenditures	Current Available Balance
001	0000	GENERAL FUND	3,149,194.91	804,468.72	4,919,000.16	1,130,107.66	3,685,497.44	4,382,697.63
001	9000	GENERAL FUND - TECHNOLOGY	14,906.39	1,550.00	16,120.00	.00	4,240.43	26,785.96
002	9799	BOND RETIREMENT - 2015	1,213,238.05	726.93	602,418.05	.00	12,095.92	1,803,560.18
003	0000	PERMANENT IMPROVEMENT FUN	741.06	.00	1,000.00	6,265.00	249,588.64	247,847.58-
006	0000	FOOD SERVICE FUND	.00	28,984.94	49,737.23	47,436.90	124,364.87	74,627.64-
007	9001	BEN ATHERTON MEMORIAL SCH	3,031.70	2.85	11.42	.00	1,000.00	2,043.12
007	9002	NATE PARSONS MEMORIAL SCH	1,962.98	2.33	1,182.31	.00	.00	3,145.29
007	9100	CLYDE J KINNEY MEMORIAL S	26,511.23	25.06	100.28	.00	200.00	26,411.51
007	9290	COACH CORY'S BACKPACK BUD	3,755.23	165.00	978.44	.00	.00	4,733.67
007	9300	TOMMY CHILDRESS JR. MEMOR	6,986.47	6.61	26.46	.00	1,000.00	6,012.93
007	9400	PDYLSD BOARD OF EDUCATION	600.00	.00	.00	.00	1,000.00	400.00-
007	9500	PDY FACULTY & STAFF MEMOR	35,316.25	32.60	312.27	.00	500.00	35,128.52
007	9600	DALE E ADAMS SCHOLARSHIP	505.29	.48	1.91	.00	500.00	7.20
007	9800	CLASS OF 1956 MEMORIAL SC	2,482.59	2.35	9.39	.00	1,000.00	1,491.98
007	9900	RICHARD SELL MEMORIAL SCH	506,576.09	481.16	1,925.61	.00	.00	508,501.70
007	9990	SPROW BUCKS - TEACHER GRA	1,991.36	.00	.00	.00	.00	1,991.36
007	9991	KICKSTARTER SCHOLARSHIP	710.00	.00	.00	.00	.00	710.00
009	9100	U.S.S.F. - DELTA ELEMENTA	.00	180.00	661.80	32,234.86	51,681.79	51,019.99-
009	9200	U.S.S.F. - DELTA M.S.	.00	50.00	785.50	3,194.73	13,350.31	12,564.81-
009	9300	U.S.S.F. - DELTA H.S.	4,313.91	.00	899.00	2,182.04	5,109.30	103.61
018	9002	DELTA ELEMENTARY	26,724.82	2,798.22	6,451.47	4,202.75	4,475.99	28,700.30
018	9005	DELTA MIDDLE SCHOOL	3,837.09	.00	3,040.00	.00	.00	6,877.09
018	9006	DELTA HIGH SCHOOL	2,224.59	216.39	216.39	314.00	314.00	2,126.98
019	9171	WELLNESS GRANT	2,733.50	2,740.00	2,740.00	.00	.00	5,473.50
019	9173	J. PATTERSON LIBRARY GRAN	5,000.00	.00	.00	.00	.00	5,000.00
019	9174	21st CENTURY GRANT - M.S.	17,654.91	.00	.00	.00	.00	17,654.91
034	9009	PERMANENT IMPROVEMENT - O	.00	43.04	37,309.89	7,119.99	78,478.42	41,168.53-
200	9012	CLASS OF 2018	3,371.82	.00	.00	.00	.00	3,371.82
200	9013	CLASS OF 2019	6,119.46	.00	.00	.00	.00	6,119.46
200	9020	CLASS OF 2020	1,957.56	450.00	450.00	.00	.00	2,407.56
200	9021	CLASS OF 2021	526.77	.00	.00	.00	.00	526.77
200	9022	CLASS OF 2022	6,919.95	.00	.00	.00	339.66	6,580.29
200	9023	CLASS OF 2023	3,897.82	5,072.40	5,112.40	.00	358.02	8,652.20
200	9024	CLASS OF 2024	10,527.90	5,342.40	5,342.40	.00	459.00	15,411.30
200	9025	CLASS OF 2025	5,300.89	21,171.40	21,421.40	.00	1,641.55	25,080.74
200	9026	CLASS OF 2026	.00	13,776.80	13,776.80	.00	6,344.00	7,432.80
200	9100	H.S. - DRAMA CLUB	21.50	.00	.00	.00	.00	21.50
200	9150	M.S. - SCIENCE CLUB	737.47	.00	.00	.00	.00	737.47
200	9280	H.S. - SPANISH CLUB	2,374.09	.00	.00	.00	.00	2,374.09
200	9320	H.S. - FCCLA	4,084.16	.00	.00	.00	.00	4,084.16
200	9330	H.S. - FFA	781.38	417.00	417.00	.00	.00	1,198.38
200	9550	M.S. - CHEERLEADERS	2,336.58	.00	.00	.00	.00	2,336.58
200	9553	H.S. - CHEERLEADERS	2,887.66	2,150.00	8,021.54	1,384.70	3,586.71	7,322.49
200	9610	H.S. - STUDENT COUNCIL	4,942.91	100.00	100.00	.00	.00	5,042.91
200	9611	M.S. - STUDENT COUNCIL	307.49	295.00	295.00	.00	.00	602.49
200	9650	H.S. - SADD	871.08	.00	.00	.00	.00	871.08

F I N A N C I A L S U M M A R Y R E P O R T
 Processing Month: September 2018
 PIKE-DELTA-YORK LOCAL SCHOOLS

Fnd	Sc	Description	Beginning Balance	MTD Revenues	FYTD Revenues	MTD Expenditures	FYTD Expenditures	Current Available Balance
200	9651	M.S. - SADD	387.32	.00	.00	.00	.00	387.32
200	9689	H.S. - DEL HI	3,278.24	95.00	95.00	.00	1,702.85	1,670.39
200	9690	H.S. - GREEN & WHITE	860.10	20.00	20.00	.00	.00	880.10
200	9691	M.S. - YEARBOOK	5,506.56	348.00	587.00	.00	480.00	5,613.56
200	9710	H.S. - NATIONAL HONOR SOC	339.21	.00	.00	.00	.00	339.21
200	9711	M.S. - NATIONAL HONOR SOC	2,446.12	.00	.00	.00	.00	2,446.12
300	9200	M.S. - DESTINATION IMAGIN	11,617.51	2,183.75	4,092.75	.00	.00	15,710.26
300	9350	H.S. - ART CLUB	1,248.32	30.00	30.00	.00	.00	1,278.32
300	9440	H.S. - BAND	3,707.18	.00	925.00	1,215.50	1,215.50	3,416.68
300	9470	H.S. - DELAIRE'S	.00	.00	4,306.25	.00	111.61	4,194.64
300	9490	H.S. - MUSICAL	7,424.41	.00	4,306.25-	.00	.00	3,118.16
300	9500	ATHLETIC FUND	.00	20,050.00	46,597.93	7,496.54	32,864.05	13,733.88
300	9501	ATHLETIC'S - BASEBALL	15,824.56	.00	758.00	.00	.00	16,582.56
300	9502	ATHLETIC'S - BOY'S BASKET	2,124.10	.00	.00	.00	.00	2,124.10
300	9503	ATHLETIC'S - GIRL'S SOCCE	.00	85.00	2,005.00	.00	485.10	1,519.90
300	9504	ATHLETIC'S - FOOTBALL	3,139.42	1,374.00	2,916.00	213.79	213.79	5,841.63
300	9505	ATHLETIC'S - BOY'S CROSS	2,925.07	.00	400.00	.00	.00	3,325.07
300	9506	ATHLETIC'S - GOLF	3,152.03	.00	1,510.00	.00	1,349.31	3,312.72
300	9507	ATHLETIC'S - TRACK	.00	.00	.00	.00	2,487.97	2,487.97-
300	9508	ELEMENTARY - SQUARE ONE A	2,285.55	.00	.00	.00	.00	2,285.55
300	9509	ATHLETIC'S - GIRL'S BASKE	1,177.09	50.00	525.00	28.10	1,136.16	565.93
300	9510	ATHLETIC'S - SOFTBALL	161.69	.00	.00	.00	73.90	87.79
300	9513	ATHLETIC'S - BOY'S SOCCER	871.67	1,520.00	4,145.00	100.00	1,695.00	3,321.67
300	9514	ATHLETIC'S - VOLLEYBALL	7,273.05	.00	.00	203.10	453.10	6,819.95
300	9516	ATHLETIC'S - BOWLING	946.50	.00	.00	.00	.00	946.50
572	9018	TITLE I 2017-18	.00	.00	.00	25,735.22	57,100.53	57,100.53-
572	9019	TITLE I 2018-19	.00	.00	.00	21,568.39	21,568.39	21,568.39-
590	9018	TITLE II-A 2017-18	.00	.00	.00	.00	12,143.99	12,143.99-
590	9019	TITLE II-A 2018-19	.00	.00	.00	5,095.46	5,095.46	5,095.46-
599	9018	21st CENTURY GRANT	.00	.00	.00	3,666.48	35,246.00	35,246.00-
Grand Total All Funds			5,165,660.61	917,007.43	5764,470.80	1,299,765.21	4422,548.76	6507,582.65
Total Invested Funds			.00					

Check#	Check Date	Org Sta	Vendor Paid	Check Amount	Status Date
060844	09/07/2018	W/R	ACE HARDWARE	526.23	09/30/2018
060845	09/07/2018	W/R	ANITA PRICE	416.16	09/30/2018
060846	09/07/2018	W/R	BAKER'S GAS & WELDING SUPPLIES	909.16	09/30/2018
060847	09/07/2018	W/R	BAND SHOPPE	1,215.50	09/30/2018
060848	09/07/2018	W/R	BLICK ART MATERIALS	2,924.78	09/30/2018
060849	09/07/2018	W/R	CITY OF TOLEDO	582.00	09/30/2018
060850	09/07/2018	W/R	COMMERCE PAPER CO.	2,854.00	09/30/2018
060851	09/07/2018	W/W	DEFIANCE ATHLETIC DEPARTMENT	150.00	
060852	09/07/2018	W/R	DELTA HARDWARE & INDUSTRIAL,	417.83	09/30/2018
060853	09/07/2018	W/R	DUDE SOLUTIONS, INC	3,895.00	09/30/2018
060854	09/07/2018	W/R	ELLEN BERNAL	192.12	09/30/2018
060855	09/07/2018	W/R	ENERCO CORPORATION	450.00	09/30/2018
060856	09/07/2018	W/R	FAYETTE LOCAL SCHOOL	160.00	09/30/2018
060857	09/07/2018	W/R	HUDSON AREA HIGH SCHOOLS	215.00	09/30/2018
060858	09/07/2018	W/R	J.W. PEPPER, INC.	39.99	09/30/2018
060859	09/07/2018	W/R	KARA CHIESA	195.04	09/30/2018
060860	09/07/2018	W/R	KENN-FELD GROUP, LLC	206.00	09/30/2018
060861	09/07/2018	W/R	KIM MEWBORN	180.83	09/30/2018
060862	09/07/2018	W/W	KIRSTEN MIGNIN	252.85	
060863	09/07/2018	W/R	JOHN R GREEN CO.	14.71	09/30/2018
060864	09/07/2018	W/R	LIBERTY CENTER BOARD OF ED.	150.00	09/30/2018
060865	09/07/2018	W/R	LYONS LP GAS CO.	1,628.17	09/30/2018
060866	09/07/2018	W/R	MAUMEE CITY BOARD OF	200.00	09/30/2018
060867	09/07/2018	W/R	MAX INTERACTIVE, INC	3,790.30	09/30/2018
060868	09/07/2018	W/R	PERFORMANCE HEALTH SUPPLY INC	2.70	09/30/2018
060869	09/07/2018	W/R	MONOPRICE INC.	401.17	09/30/2018
060870	09/07/2018	W/R	MT BUSINESS TECHNOLOGIES	174.09	09/30/2018
060871	09/07/2018	W/R	NAPOLEON BOARD OF EDUCATION	135.00	09/30/2018
060872	09/07/2018	W/R	NASCO	278.66	09/30/2018
060873	09/07/2018	W/R	Northwest Ohio Educational	2,429.48	09/30/2018
060874	09/07/2018	W/R	NWOAL	663.74	09/30/2018
060875	09/07/2018	W/R	OASSA	275.00	09/30/2018
060876	09/07/2018	W/W	OTSEGO BOARD OF EDUCATION	150.00	
060877	09/07/2018	W/R	PARKER TIRE SALES & SERVICE	2,972.32	09/30/2018
060878	09/07/2018	W/R	PAULDING HS (ID #1236)	175.00	09/30/2018
060879	09/07/2018	W/W	PETTISVILLE BOARD OF EDUCATION	130.00	
060880	09/07/2018	W/R	RASZKA ASSIGNING	100.00	09/30/2018
060881	09/07/2018	W/R	RETTIG MUSIC	735.65	09/30/2018
060882	09/07/2018	W/R	CLASSROOM DIRECT/SCHOOL SPEC	29.61	09/30/2018
060883	09/07/2018	W/R	SWANTON ATHLETIC DEPARTMENT	175.00	09/30/2018
060884	09/07/2018	W/R	TIFFIN COLUMBIAN HIGH SCHOOL	280.00	09/30/2018
060885	09/07/2018	W/R	TIME WARNER CABLE, INC.	268.64	09/30/2018
060886	09/07/2018	W/R	TREASURER, STATE OF OHIO	78.25	09/30/2018
060887	09/07/2018	W/R	UniFirst Corporation	649.68	09/30/2018
060888	09/07/2018	W/R	VESCO OIL CORPORATION	6,235.08	09/30/2018
060889	09/07/2018	W/R	WAUSEON H.S. ATHLETIC ASSOC.	100.00	09/30/2018
060890	09/14/2018	C/R	TREASURER	300,632.07	09/30/2018
060891	09/12/2018	W/R	COURTYARD COLUMBUS WORTHINGTON	250.80	09/30/2018
060892	09/12/2018	W/R	NORTHWEST STATE	250.00	09/30/2018
060893	09/12/2018	W/R	STEVENS PUPPETS	545.00	09/30/2018
060894	09/13/2018	W/R	ANGELA BELCHER	50.00	09/30/2018
060895	09/13/2018	W/R	AP EXAMS	314.00	09/30/2018

Check#	Check Date	Org Sta	Vendor Paid	Check Amount	Status Date
060896	09/13/2018	W/R	BAKER'S GAS & WELDING SUPPLIES	7.62	09/30/2018
060897	09/13/2018	W/R	BO-DEC	1,578.55	09/30/2018
060898	09/13/2018	W/R	DECKER EQUIPMENT	107.30	09/30/2018
060899	09/13/2018	W/R	DEREK FRIESS	4,123.35	09/30/2018
060900	09/13/2018	W/V	DISTRICT ONE AG TEACHERS	280.90	09/14/2018
060901	09/13/2018	W/W	ELLEN BERNAL	50.00	
060902	09/13/2018	W/R	ESC OF LAKE ERIE WEST	170.00	09/30/2018
060903	09/13/2018	W/R	FREESTYLE SALES CO., INC	905.59	09/30/2018
060904	09/13/2018	W/R	FRIENDS BUSINESS SOURCE	232.88	09/30/2018
060905	09/13/2018	W/R	GREAT LAKES BIOMEDICAL LTD	90.00	09/30/2018
060906	09/13/2018	W/R	ITsavvy LLC	1,334.90	09/30/2018
060907	09/13/2018	W/R	J.W. PEPPER, INC.	8.99	09/30/2018
060908	09/13/2018	W/R	JAMES WOLPERT	493.04	09/30/2018
060909	09/13/2018	W/R	JOHN JR. TROWBRIDGE	260.00	09/30/2018
060910	09/13/2018	W/R	JOHNSON TRUCKING LLC	450.00	09/30/2018
060911	09/13/2018	W/R	JOHN R GREEN CO.	128.80	09/30/2018
060912	09/13/2018	W/R	LIGHTSPEED SYSTEMS, INC.	5,496.50	09/30/2018
060913	09/13/2018	W/W	Lisa Schmude	28.10	
060914	09/13/2018	W/R	LYONS LP GAS CO.	1,818.72	09/30/2018
060915	09/13/2018	W/R	MAILFINANCE	365.31	09/30/2018
060916	09/13/2018	W/R	MAX INTERACTIVE, INC	3,613.00	09/30/2018
060917	09/13/2018	W/R	MCELHENY LOCKSMITHS	63.92	09/30/2018
060918	09/13/2018	W/R	MELLOCRAFT	3,330.05	09/30/2018
060919	09/13/2018	W/R	MEYER EQUIPMENT	1,338.89	09/30/2018
060920	09/13/2018	W/R	MICHELE HESS	100.00	09/30/2018
060921	09/13/2018	W/W	NORTHWEST DISTRICT ATHL BOARD	356.00	
060922	09/13/2018	W/W	OEDSA	200.00	
060923	09/13/2018	W/R	OFFICE DEPOT BUSINESS SERVICES	226.58	09/30/2018
060924	09/13/2018	W/R	OHIO GAS COMPANY	685.17	09/30/2018
060925	09/13/2018	W/R	PEARSON	29,683.60	09/30/2018
060926	09/13/2018	W/R	RACHEL WIXEY & ASSOCIATES, LLC	1,496.76	09/30/2018
060927	09/13/2018	W/R	SHAWNA HELMINIAK	1,176.00	09/30/2018
060928	09/13/2018	W/R	SNOWS FIRE PROTECTION	576.75	09/30/2018
060929	09/13/2018	W/R	SPORTS PLACE	2,290.00	09/30/2018
060930	09/13/2018	W/R	STAFFORD BUILDING PRODUCTS INC	157.00	09/30/2018
060931	09/13/2018	W/R	VALERO MARKETING & SUPPLY CO.	1,277.88	09/30/2018
060932	09/13/2018	W/R	VILLAGE OF DELTA	2,368.28	09/30/2018
060933	09/13/2018	W/R	W.W. WILLIAMS COMPANY, LLC	195.93	09/30/2018
060934	09/13/2018	W/R	WILLIAMS CONCRETE	1,266.51	09/30/2018
060935	09/13/2018	W/R	WYSE ELECTRIC	129.99	09/30/2018
060936	09/20/2018	W/R	A & G EDUCATION SERVICES, LLC	35,100.00	09/30/2018
060937	09/20/2018	W/R	APPLE COMPUTER	149.00	09/30/2018
060938	09/20/2018	W/R	CARDINAL BUS SALES &	369.70	09/30/2018
060939	09/20/2018	W/R	CREIGHTON ELECTRIC LLC	11,515.37	09/30/2018
060940	09/20/2018	W/R	CSO	4,928.69	09/30/2018
060941	09/20/2018	W/R	DELTA HARDWARE & INDUSTRIAL,	301.26	09/30/2018
060942	09/20/2018	W/W	DISTRICT ONE AG TEACHERS	291.00	
060943	09/20/2018	W/R	ENNIS BRITTON CO., LPA	598.00	09/30/2018
060944	09/20/2018	W/R	FORREST AUTO SUPPLY	8.58	09/30/2018
060945	09/20/2018	W/W	COMMUNITY MARKETS	132.29	
060946	09/20/2018	W/R	FRIENDS BUSINESS SOURCE	748.08	09/30/2018
060947	09/20/2018	W/W	JOHN WINTERFELD	65.00	

Check#	Check Date	Org Sta	Vendor Paid	Check Amount	Status Date
060948	09/20/2018	W/R	JULIE'S PORTRAIT CREATIONS LLC	100.00	09/30/2018
060949	09/20/2018	W/R	LAURIE GOMBASH	390.00	09/30/2018
060950	09/20/2018	W/R	PERFORMANCE HEALTH SUPPLY INC	8.52	09/30/2018
060951	09/20/2018	W/W	NATHAN FOX	204.37	
060952	09/20/2018	W/R	PEARSON CLINICAL ASSESSMENT	106.00	09/30/2018
060953	09/20/2018	W/R	NICKY'S FOLDERS	137.50	09/30/2018
060954	09/20/2018	W/W	OAASFEP	450.00	
060955	09/20/2018	W/W	PEARSON	4,677.80	
060956	09/20/2018	W/W	REALLY GOOD STUFF, LLC	26.39	
060957	09/20/2018	W/R	ROSE PEST SOLUTIONS	220.00	09/30/2018
060958	09/20/2018	W/R	SCHOOL DATEBOOKS	280.90	09/30/2018
060959	09/20/2018	W/R	TEACHER DIRECT	11.48	09/30/2018
060960	09/20/2018	W/R	TIME WARNER CABLE, INC.	1,074.43	09/30/2018
060961	09/20/2018	W/R	TOLEDO EDISON CO.	31,566.27	09/30/2018
060962	09/20/2018	W/R	UNIVERSAL PUBLISHING	480.98	09/30/2018
060963	09/20/2018	W/R	VARSITY SPIRIT FASHIONS	708.70	09/30/2018
060964	09/20/2018	W/R	VILLAGE OF DELTA	49.71	09/30/2018
060965	09/20/2018	W/R	WMTR RADIO	378.00	09/30/2018
060966	09/20/2018	W/R	WOODWIND AND BRASSWIND	269.95	09/30/2018
060967	09/21/2018	W/R	BASA	325.00	09/30/2018
060968	09/21/2018	W/R	FORREST AUTO SUPPLY	24.74	09/30/2018
060969	09/21/2018	W/R	FIRST NATIONAL PRINTING &	483.00	09/30/2018
060970	09/21/2018	W/W	OIAAA	350.00	
060971	09/21/2018	W/R	RACHEL WIXEY & ASSOCIATES, LLC	4,759.80	09/30/2018
060972	09/21/2018	W/R	TED HASELMAN	179.03	09/30/2018
060973	09/24/2018	W/W	IRONWOOD GOLF COURSE	120.00	
060974	09/24/2018	W/R	VISA/F & M STATE BANK	5,135.03	09/30/2018
060975	09/30/2018	W/W	ALL OHIO COUNSELORS CONFERENCE	175.00	
060976	09/28/2018	C/R	TREASURER	299,593.23	09/30/2018
060977	09/26/2018	W/R	FORREST AUTO SUPPLY	175.50	09/30/2018
060978	09/26/2018	W/W	STEVEN A. SHELTON	700.00	
060979	09/28/2018	W/W	HOME DEPOT/GEFC	1,076.52	
060980	09/28/2018	W/W	AMAZON.COM	4,162.32	
060981	09/30/2018	W/W	AMPLIFY	7,956.60	
060982	09/30/2018	W/W	ANDREW HANGE	50.00	
060983	09/30/2018	W/W	BRICKER & ECKLER LLP	715.00	
060984	09/30/2018	W/W	CLARK SPRAGUE	125.00	
060985	09/30/2018	W/W	D & G WELDING	573.88	
060986	09/30/2018	W/W	DENNIS WALTON	269.94	
060987	09/30/2018	W/W	ELLEN BERNAL	50.00	
060988	09/30/2018	W/W	FASTENAL	64.96	
060989	09/30/2018	W/W	FISHER SCIENCE EDUCATION	28.81	
060990	09/30/2018	W/W	FLEX-COM	200.00	
060991	09/30/2018	W/W	GORDON FOOD SERVICE	10,093.32	
060992	09/30/2018	W/W	GRAINGER	106.56	
060993	09/30/2018	W/W	GREAT LAKES BIOMEDICAL LTD	45.00	
060994	09/30/2018	W/W	JULIE BARNES	282.09	
060995	09/30/2018	W/W	K & K COLLISION	1,240.00	
060996	09/30/2018	W/W	JOHN R GREEN CO.	144.75	
060997	09/30/2018	W/W	LAMMON BROTHERS	736.27	
060998	09/30/2018	W/W	MELLOCRAFT	196.84	
060999	09/30/2018	W/W	MindWare	189.89	

Date: 10/03/2018

C H E C K R E G I S T E R
Processing Month: September 2018
PIKE-DELTA-YORK LOCAL SCHOOLS

Page: 4
(CHKREG)

Check#	Check Date	Org Sta	Vendor Paid	Check Amount	Status Date
061000	09/30/2018	W/W	MONOPRICE INC.	772.40	
061001	09/30/2018	W/W	NEOFUNDS BY NEOPOST	700.00	
061002	09/30/2018	W/W	NICKLES BAKERY INC.	588.58	
061003	09/30/2018	W/W	NOD7BCA	35.00	
061004	09/30/2018	W/W	OFFICE DEPOT BUSINESS SERVICES	226.98	
061005	09/30/2018	W/W	OHSBCA COACHES CLINIC	60.00	
061006	09/30/2018	W/W	REITER	1,172.96	
061007	09/30/2018	W/W	SCHOLASTIC BOOK CLUBS	218.00	
061008	09/30/2018	W/W	SNAP-ON-INDUSTRIAL	314.37	
061009	09/30/2018	W/W	STUDIES WEEKLY	841.50	
061010	09/30/2018	W/W	TOLEDO EDISON CO.	224.57	
061011	09/30/2018	W/W	TREASURER	211.91	
061012	09/30/2018	W/W	SADLIER	1,241.97	
061013	09/30/2018	W/W	WINDSTREAM	130.29	
061014	09/30/2018	W/W	WYSE EQUIPMENT RENTAL	566.00	
900215	09/14/2018	M/M	TREASURER	4,319.08	
900216	09/14/2018	M/M	TREASURER	369.59	
900217	09/14/2018	M/M	TREASURER	2,990.14	
900218	09/14/2018	M/M	TREASURER	1,386.67	
900219	09/12/2018	M/M	SCHOOL EMPLOYEES	30,105.02	
900220	09/13/2018	M/M	CHARLIE LEBOEUF	147,862.85	
900221	09/13/2018	M/M	CHARLIE LEBOEUF	13,230.00	
900222	09/13/2018	M/M	CHARLIE LEBOEUF	3,115.07	
900223	09/13/2018	M/M	CHARLIE LEBOEUF	491.00	
900224	09/28/2018	M/M	STATE TEACHERS RETIRE-	70,776.00	
900225	09/28/2018	M/M	SCHOOL EMPLOYEES	21,630.00	
900226	09/28/2018	M/M	TREASURER	4,298.35	
900227	09/28/2018	M/M	TREASURER	369.59	
900228	09/28/2018	M/M	TREASURER	2,714.87	
900229	09/28/2018	M/M	TREASURER	1,386.67	

Total Checks Issued \$ 1,156,534.95

PIKE DELTA YOUR LOCAL SCHOOLS

Unencumbered Liabilities (Then & Now)

September 2018

Vendor	Invoice Date	P.O. #	P.O. Date	Amount of Invoice
None				

**PIKE DELTA YORK LOCAL
SCHOOL DISTRICT
2018-19 Appropriations**

			<u>Initial 2018-19 Appropriations</u>
001	0000	GENERAL FUND	14,360,974.00
001	9000	TECHNOLOGY MAINTENANCE & INSURANCE	12,000.00
002	9009	BOND RETIREMENT 2008-09 - OSFC	0.00
002	9799	BOND RETIREMENT 2006 - REFUNDING	1,575,403.00
003	0000	PERMANENT IMPROVEMENT FUND	200,000.00
006	0000	FOOD SERVICE FUND	500,000.00
007	9001	BEN ATHERTON MEMORIAL SCHOLARSHIP	1,000.00
007	9002	NATE PARSONS MEMORIAL SCHOLARSHIP	500.00
007	9100	CLYDE J KINNEY SCHOLARSHIP FUND	500.00
007	9290	COACH CORY'S BACKPACK BUDDIES	5,000.00
007	9300	TOMMY CHILDRESS JR. MEMORIAL SCHOLARSHIP	1,000.00
007	9400	PDYLSO BOARD OF EDUCATION SCHOLARSHIP	1,000.00
007	9500	PDY FACULTY & STAFF SCHOLARSHIP	500.00
007	9600	DALE E ADAMS SCHOLARSHIP FUND	500.00
007	9700	RICHARD BASICH MEMORIAL SCHOLARSHIP FUND	0.00
007	9800	CLASS OF 1956 MEMORIAL SCHOLARSHIP	1,000.00
007	9900	RICHARD SELL MEMORIAL SCHOLARSHIP	8,000.00
007	9990	SPROW BUCKS - TEACHER GRANT AWARD	3,000.00
007	9991	KICKSTARTER SCHOLARSHIP	0.00
009	9100	U.S.S.F. - DELTA ELEMENTARY	25,000.00
009	9200	U.S.S.F. - DELTA MIDDLE SCHOOL	25,000.00
009	9300	U.S.S.F. - DELTA HIGH SCHOOL	25,000.00
018	9002	DELTA ELEMENTARY PRINCIPAL SUPPORT FUND	15,000.00
018	9005	M.S. PRINCIPAL SUPPORT FUND	6,000.00
018	9006	H.S. PRINCIPAL SUPPORT FUND	2,000.00
019	9171	WELLNESS GRANT	3,000.00
019	9172	H.S.T.W. GRANT	1,000.00
019	9173	J. PATTERSON LIBRARY GRANT	5,000.00
019	9174	21ST CENTURY GRANT - MIDDLE SCHOOL	150,000.00
034	9009	O.S.F.C. MAINTENANCE FUND	150,000.00
200	9012	CLASS OF 2018	3,400.00
200	9013	CLASS OF 2019	6,000.00
200	9020	CLASS OF 2020	14,000.00
200	9021	CLASS OF 2021	1,500.00
200	9022	CLASS OF 2022	100.00
200	9023	CLASS OF 2023	18,000.00
200	9024	CLASS OF 2024	12,000.00
200	9025	CLASS OF 2025	15,000.00

**PIKE DELTA YORK LOCAL
SCHOOL DISTRICT
2018-19 Appropriations**

			<u>Initial 2018-19 Appropriations</u>
200	9026	CLASS OF 2026	0.00
200	9100	H.S. DRAMA CLUB	0.00
200	9150	MIDDLE SCHOOL SCIENCE CLUB	0.00
200	9280	SPANISH CLUB	150.00
200	9320	FCCLA	0.00
200	9330	FFA	15,000.00
200	9340	FTA	0.00
200	9380	MEDS	0.00
200	9550	M.S. CHEERLEADERS	0.00
200	9553	H.S. CHEERLEADERS	5,000.00
200	9610	H.S. STUDENT COUNCIL	2,200.00
200	9611	JR. HI STUDENT COUNCIL	500.00
200	9650	H.S. SADD	0.00
200	9651	M.S. SADD	50.00
200	9689	DEL HI	2,500.00
200	9690	GREEN & WHITE	0.00
200	9691	M.S. YEARBOOK	375.00
200	9710	H.S. NATIONAL HONOR SOCIETY	125.00
200	9711	JR. HIGH NATIONAL HONOR SOCIETY	500.00
300	9200	DESTINATION IMAGINATION	25,000.00
300	9350	ART/TECH CLUB	500.00
300	9440	HIGH SCHOOL BAND	12,000.00
300	9470	CHORAL-DELAIRE	10,000.00
300	9490	HIGH SCHOOL MUSICAL	10,000.00
300	9500	ATHLETIC FUND	75,000.00
300	9501	BASEBALL TEAM	12,000.00
300	9502	BASKETBALL TEAM - BOYS	1,600.00
300	9503	SOCCER TEAM - GIRLS	1,500.00
300	9504	FOOTBALL TEAM	6,300.00
300	9505	CROSS COUNTRY TEAM - BOYS	3,300.00
300	9506	GOLF TEAM	3,600.00
300	9507	TRACK TEAM - BOYS & GIRLS	8,000.00
300	9508	SQUARE ONE ART FUNDRAISER	500.00
300	9509	BASKETBALL TEAM - GIRLS	10,000.00
300	9510	SOFTBALL TEAM	6,300.00
300	9513	SOCCER TEAM - BOYS	2,750.00
300	9514	VOLLEYBALL TEAM	5,000.00
300	9516	BOWLING TEAM	2,300.00

**PIKE DELTA YORK LOCAL
SCHOOL DISTRICT
2018-19 Appropriations**

			Initial 2018-19 Appropriations
461	9018	VOCATIONAL AG. 5TH QUARTER 2017-18	4,195.80
461	9019	VOCATIONAL AG. 5TH QUARTER 2018-19	4,195.80
516	9019	IDEA-B 2018-19	275,966.10
551	9019	L.E.P. 2018-19	2,843.66
572	9018	TITLE I 2017-18	30,000.00
572	9019	TITLE I 2018-19	151,470.96
587	9019	IDEA B PRESCHOOL 2018-19	10,594.76
590	9019	TITLE II-A 2018-19	32,073.35
599	9018	21ST CENTURY GRANT - ELEMENTARY	200,000.00
599	9019	TITLE IV-A 2018-19	13,880.33
Total			18,094,647.76