



PIKE DELTA YORK
LOCAL
SCHOOL DISTRICT



Monthly Financial Report – October 2018

November 21st, 2018

Matt A. Feasel, Treasurer/C.F.O.



November 21, 2018

Dear Members of the Pike Delta York Board of Education:

The following pages represent the financial status of the Pike Delta York Local School District as of October 31st, 2018 for all funds submitted for your consideration. Please review the following:

1. General, Revenue & Budget Analysis
2. Cash Reconciliation Report
3. Investment Register
4. Financial Report by Fund
5. Monthly Check Register
6. Unencumbered Liabilities Register
7. Transfer and Advance Register
8. Donations to the District
9. Appropriation Revision for the month of October and fiscal year 2018-19.

As always, if you should have any questions or need any additional information, please feel free to contact me at any time at 419-822-3391, Ext 5103.

Respectfully Submitted,

Matt A. Feasel, Treasurer/CFO
Pike Delta York Local School District

PIKE DELTA YORK LOCAL SCHOOL DISTRICT Monthly Financial Narrative

General Fund Analysis

This document is prepared in an attempt to summarize the cash position of the Pike Delta York Local School District as of the end of October, 2018. This analysis incorporates four (4) different areas:

1. 2018-19 Fiscal Year Estimate - This column represents the actual cash balance on July 1, 2018 (\$ 3,164,101.30) at the beginning of the fiscal year. It also contains the projected revenue from July 1, 2018 to June 30, 2019, (\$ 14,691,147.00); the projected expenditure level (\$ 14,735,000.00) and the projected ending balance (\$ 3,120,248.30) on June 30, 2019.
2. October 2018 Actual - This column represents actual activity for the month of October, 2018.
3. 2018-19 Fiscal Y-T-D - This column represents actual activity from the 1st of July, 2018 through the end of October, 2018.

SUMMARY

Our cash balance continues to be less than where we anticipated that it might be at this point in the year. We will continue to closely monitor our revenue sources because they seem to be the main reason for the shortfall. The amount is not significant but if it continues to run less than our projections, we may have to adjust accordingly on the budget side.

Pike Delta York Local Schools

General Fund Analysis

October 2018

	2018-19 Estimate	October 2018 Summary	2018-19 Fiscal Y-T-D
Beginning Balance	3,164,101.30	4,409,483.59	3,164,101.30
Revenue	14,691,147.00	668,929.75	5,604,049.91
Expenditures	14,735,000.00	1,261,228.86	4,950,966.73
Ending Balance	3,120,248.30	3,817,184.48	3,817,184.48
Projected Ending Balance - October 2018		4,065,476.00	
Variance		-248,291.52	

PIKE DELTA YORK LOCAL SCHOOL DISTRICT Monthly Financial Narrative

General Fund Revenue Analysis

This document evaluates our sources of revenue.

1. 2018-19 Estimates – This column represents the most current revenue projections from July 1st, 2018 through June 30th, 2019.
2. Projected Revenue for October of 2018 – This column represents the estimated revenue that the district anticipated receiving during the month October.
3. October 2018 Actual - This column represents actual cash receipts received during the month of October of 2018.
4. 2018-19 Projected – This column represents the estimated revenue from July 2018 through October 2018.
5. 2018-19 Actual – This column represents actual cash receipts received from July of 2018 through October of 2018.
6. Variance - This column represents the estimated revenue from July 2018 through October 2018 (Column 4) minus the actual receipts that we have actually received during that same time period (Column 5) to give us a variance for comparison purposes.
7. Percentage Received – Revenue actually received divided by the anticipated revenue.

SUMMARY

We continue to remain ahead of where we were a year ago in terms of receipts. As I mentioned last month, the two things that are affecting this is the personal property collection and the fact that Toledo Edison did not pay at the end of last year so it is showing up on the first half of this year and our homestead and rollback tax reimbursements from the state was delayed last year and we received it several months late last year. Those two issues alone account for \$ 485,000 of our half million (page 7) differential on the revenue. I'm going to be reviewing our foundation allocations over the next month. There seems to be a lot of fluctuations throughout the various funding levels. I'm not sure why that would be happening so I will digging down into the weeds to make sure that we are receiving every state dollar that we have coming to us.

Pike Delta York Local Schools

General Fund Revenue Analysis

October 2018

<i>Revenue Source</i>	2018-19 Annual Estimate	October 2018 Projected	October 2018 Actual	2018-19 Projected	2018-19 Actual	Annual Variance	Percentage Received
Real Estate Taxes	4,721,700.00	0.00	0.00	2,029,755.00	1,957,192.86	-72,562.14	41.45%
Public Utility Pers. Prop.	765,727.00	0.00	0.00	471,135.00	421,577.37	-49,557.63	55.06%
Investments	65,000.00	5,936.00	4,313.69	23,961.00	28,544.43	4,583.43	43.91%
Other Local Receipts	766,088.00	49,000.00	41,368.15	331,579.00	305,659.09	-25,919.91	39.90%
State Foundation	7,430,082.00	619,158.00	597,545.51	2,460,790.00	2,425,809.91	-34,980.09	32.65%
Homestead/Rollback	560,038.00	0.00	3,792.91	282,035.00	279,037.00	-2,998.00	49.82%
Tangible Reimbursement	0.00	0.00	0.00	0.00	0.00	0.00	0.00%
Other State/Fed. Receipts	287,512.00	10,171.00	21,909.49	69,950.00	91,846.01	21,896.01	31.95%
Non-Operating Receipts	95,000.00	0.00	0.00	95,000.00	94,383.24	-616.76	99.35%
Totals	14,691,147.00	684,265.00	668,929.75	5,764,205.00 39.24%	5,604,049.91	-160,155.09 -1.09%	38.15%

PIKE DELTA YORK LOCAL SCHOOL DISTRICT Monthly Financial Narrative

General Fund Budget Analysis

This document evaluates our expenditure levels.

1. 2018-19 Projected Expenditures – Projected expenditure levels for the 2018-19 fiscal year.
2. October Projected Expenditures – Expenditures projected for the month of October of 2018.
3. October 2018 Actual Expenditures – Actual expenditures incurred during the month of October of 2018.
4. 2018-19 Projected Expenditures – This column represents projected expenditures from the 1st of July, 2018 through the end of October 2018.
5. 2018-19 Expenditures – Actual expenditures from July 1st, 2018 through the end of October, 2018.
6. Variance – This column represents the estimated expenditures from July 1st, 2018 through the end of October, 2018 (Column 4) minus the actual expenditures that have actually been incurred during that same period (Column 5) to give us a variance for comparison purposes.
7. % Expended – This figure represents the percentage of funds committed for that specific expenditure area for the year.

SUMMARY

The expenditures for the month of October were less than we projected within the staffing budget but our purchased services area continues to run higher than anticipated. There doesn't seem to be one particular thing but as you can see if we look at our expenditure levels for purchased services from last year, at the end of October, we are running over seventeen (17.24%) percent higher. It appears we are higher in the areas of regular instruction and technology. We have paid our membership fees to NWOCA and NBEC earlier this year that attributes to our technology differential.

We will continue to monitor the budget very closely to see where there are areas that we may be able to make some reductions. Again, like I shared last month, we would like to reduce the anticipated spending deficit as much as possible if not totally eliminate it.

Pike Delta York Local Schools

General Fund Budget Analysis

October 2018

<i>Expenditure Area</i>	2018-19 Appropriations	October 2018 Projected	October 2018 Expenditures	2018-19 Projected	2018-19 Actual	Annual Variance	% Expended
Salaries & Wages	7,665,000.00	627,944.00	602,973.99	2,610,067.00	2,649,811.05	39,744.05	34.57%
Fringe Benefits	3,250,000.00	265,747.00	278,601.66	1,063,986.00	1,053,560.80	-10,425.20	32.42%
Total	10,915,000.00	893,691.00	881,575.65	3,674,053.00	3,703,371.85	29,318.85	33.93%
Purchased Services	2,875,000.00	277,046.00	338,533.27	912,123.00	964,594.65	52,471.65	33.55%
Supplies & Materials	475,000.00	48,543.00	39,412.84	198,630.00	199,325.70	695.70	41.96%
Capital Outlay	5,000.00	0.00	1,411.10	1,982.00	2,790.42	808.42	55.81%
Other Objects	215,000.00	816.00	296.00	76,043.00	80,884.11	4,841.11	37.62%
Non-Operational	250,000.00	0.00	0.00	0.00	0.00	0.00	0.00%
Totals	3,820,000.00	326,405.00	379,653.21	1,188,778.00	1,247,594.88	58,816.88	32.66%
Grand Total	14,735,000.00	1,220,096.00	1,261,228.86	4,862,831.00 33.00%	4,950,966.73	88,135.73 0.60%	33.60%

Pike Delta York Local Schools

General Fund Year To Date Analysis

October 2018

	October 2017 Actual	October 2018 Actual	Annual Variance	Percentage of Variance
<i>Beginning Cash Balance</i>	3,709,120.28	3,164,101.30	-545,018.98	-14.69%
<i>Revenue Sources</i>				
Real Estate Taxes	1,989,955.91	1,957,192.86	-32,763.05	-1.65%
Personal Tangible Taxes	211,371.78	421,577.37	210,205.59	99.45%
Investments	24,337.82	28,544.43	4,206.61	17.28%
Other Local Receipts	327,051.41	305,659.09	-21,392.32	-6.54%
State Foundation	2,448,712.24	2,425,809.91	-22,902.33	-0.94%
Homestead/Rollback	4,017.33	279,037.00	275,019.67	0.00%
Tangible Reimbursement	0.00	0.00	0.00	0.00%
Other State Receipts	90,113.90	91,846.01	1,732.11	1.92%
Non-Operating Receipts	7,668.52	94,383.24	86,714.72	1130.79%
Total Revenue	5,103,228.91	5,604,049.91	500,821.00	9.81%
<i>Expenditure Area</i>				
Salaries & Wages	2,461,819.63	2,649,811.05	187,991.42	7.64%
Fringe Benefits	1,032,489.81	1,053,560.80	21,070.99	2.04%
Purchased Services	822,786.82	964,594.65	141,807.83	17.24%
Supplies & Materials	149,768.04	199,325.70	49,557.66	33.09%
Capital Outlay	1,930.85	2,790.42	859.57	0.00%
Other Objects	64,868.42	80,884.11	16,015.69	24.69%
Non-Operational Expenses	0.00	0.00	0.00	0.00%
Total Expenditures	4,533,663.57	4,950,966.73	417,303.16	9.20%
<i>Ending Cash Balance</i>	4,278,685.62	3,817,184.48	-461,501.14	-10.79%

Pike-Delta-York Local School District

Cash Reconciliation

October 2018

	<u>Sub-Totals</u>	<u>Totals</u>
Gross Depository Balances:		
F&M Warrant	60,180.00	
PayForIt	5,282.79	
Total Depository Balances (Gross)		65,462.79
Adjustments to Bank Balance:		
Cash in Transit to Bank		
Outstanding Checks	(187,066.80)	
Other		
Total Adjustments		-187,066.80
Other Investments:		
F&M - Money Market (Commercial Sweep)	48,328.85	
Star Ohio - General Fund	664,441.28	
Star Plus	6,232.26	
RedTree Investments	3,908,675.32	
Total Investments		4,627,677.71
Petty Cash & Change Funds:		
Athletic Checking	10,100.00	
Athletic Gate Cash	3,700.00	
Cafeteria Change Funds	120.00	
H.S. Office Petty Cash	50.00	
Board Office Petty Cash	75.00	
Total Petty Cash		14,045.00
BANK BALANCE		\$ 4,520,118.70
CURRENT CASH BALANCE		\$ 4,520,118.70
Payroll Clearing Account	\$ 37,038.28	

DATE: 11/01/2018
TIME: 16:15

PIKE-DELTA-YORK LOCAL SCHOOLS
CASH RECONCILIATION AS OF 10/31/2018

PAGE: 1
(USAEMSED)

	<u>SUB-TOTALS</u>	<u>TOTALS</u>
Gross Depository Balances:		
F & M - Operating Account	\$ 60,180.00	
F & M - Pay-For-It Account	5,282.79	

Total Depository Balances (Gross)		\$ 65,462.79
Adjustments to Bank Balance:		
Cash in Transit to Bank	\$ 0.00	
Outstanding Checks	187,066.80-	
Adjustments	0.00	


Total Adjustments to Bank Balance		187,066.80-
Investments:		
Treasury Bonds and Notes	\$ 0.00	
Certificate of Deposits	0.00	
Other Securities	0.00	
Other Investments:		
F & M - Money Market Sweep	48,328.85	
Star Ohio - General Fund	664,441.28	
Star Plus	6,232.26	
RedTree Investments	3,908,675.32	

Total Investments		4,627,677.71
Cash on Hand:		
Petty Cash:		
Athletic Checking	\$ 10,100.00	
Athletic Gate Cash	3,700.00	
Cafeteria Change Fund	120.00	
H.S. Office Petty Cash	50.00	
Board Office Petty Cash	75.00	
Change Cash:		
Cash with Fiscal Agent	0.00	

Total Cash on Hand		14,045.00

Total Balances		\$ 4,520,118.70
		=====
Total Fund Balance		\$ 4,520,118.70
		=====
Depository Clearance Accounts:		
F & M - Payroll Account	\$ 37,038.28	

Total Clearance Account Balances		\$ 37,038.28



Treasurer

PIKE-DELTA-YORK LOCAL SCHOOL DISTRICT INVESTMENT LISTING

October 31, 2018

Institution	Account Type	Account Number	Receives Interest	MTD Interest		Month End Balance
STAR Ohio	GF	11278	Monthly	\$ 2,241.83	2.28%	\$ 664,441.28
STAR Plus	GF	104791302979	Monthly	\$ 11.80	2.23%	\$ 6,232.26
F&M State Bank	Sweep	00-46762	Monthly	\$ 408.52		\$ 48,328.85
F&M State Bank	Warrant	00-46763	N/A	\$ -		\$ 60,180.00
F&M State Bank	PayForIt	21-62209	N/A	\$ -		\$ 5,282.79
REDTREE	Various	X90527	Monthly	\$ 1,937.73	2.31%	\$ 3,908,675.32

TOTAL INVESTMENTS

\$ 4,599.88

\$ 4,693,140.50

Fnd	Scc	Description	Beginning Balance	MTD Revenues	FYTD Revenues	MTD Expenditures	FYTD Expenditures	Current Available Balance
001	0000	GENERAL FUND	3,149,194.91	668,479.75	5,587,479.91	1,259,507.36	4,945,004.80	3,791,670.02
001	9000	GENERAL FUND - TECHNOLOGY	14,906.39	450.00	16,570.00	1,721.50	5,961.93	25,514.46
002	9799	BOND RETIREMENT - 2015	1,213,238.05	889.63	603,307.68	1,449,226.25	1,461,322.17	355,223.56
003	0000	PERMANENT IMPROVEMENT FUN	741.06	.00	1,000.00	.00	249,588.64	247,847.58-
006	0000	FOOD SERVICE FUND	.00	50,307.36	100,044.59	40,153.56	164,518.43	64,473.84-
007	9001	BEN ATHERTON MEMORIAL SCH	3,031.70	1.48	12.90	.00	1,000.00	2,044.60
007	9002	NATE PARSONS MEMORIAL SCH	1,962.98	1.21	1,183.52	.00	.00	3,146.50
007	9100	CLYDE J KINNEY MEMORIAL S	26,511.23	13.01	113.29	.00	200.00	26,424.52
007	9290	COACH CORY'S BACKPACK BUD	3,755.23	925.00	1,903.44	50.12	50.12	5,608.55
007	9300	TOMMY CHILDRESS JR. MEMOR	6,986.47	3.43	29.89	.00	1,000.00	6,016.36
007	9400	PDYLS D BOARD OF EDUCATION	600.00	.00	.00	.00	1,000.00	400.00-
007	9500	PDY FACULTY & STAFF MEMOR	35,316.25	16.92	329.19	.00	500.00	35,145.44
007	9600	DALE E ADAMS SCHOLARSHIP	505.29	.25	2.16	.00	500.00	7.45
007	9800	CLASS OF 1956 MEMORIAL SC	2,482.59	1.22	10.61	.00	1,000.00	1,493.20
007	9900	RICHARD SELL MEMORIAL SCH	506,576.09	249.76	2,175.37	2,500.00	2,500.00	506,251.46
007	9990	SPROW BUCKS - TEACHER GRA	1,991.36	.00	.00	.00	.00	1,991.36
007	9991	KICKSTARTER SCHOLARSHIP	710.00	.00	.00	.00	.00	710.00
009	9100	U.S.S.F. - DELTA ELEMENTA	.00	1,117.00	1,778.80	3,094.57	54,776.36	52,997.56-
009	9200	U.S.S.F. - DELTA M.S.	.00	632.75	1,418.25	3,527.67	16,877.98	15,459.73-
009	9300	U.S.S.F. - DELTA H.S.	4,313.91	492.50	1,391.50	5,249.98	10,359.28	4,653.87-
018	9002	DELTA ELEMENTARY	26,724.82	2,136.71	8,588.18	638.83	5,114.82	30,198.18
018	9005	DELTA MIDDLE SCHOOL	3,837.09	1,000.00	4,040.00	156.80	156.80	7,720.29
018	9006	DELTA HIGH SCHOOL	2,224.59	59.94	276.33	783.57	1,097.57	1,403.35
019	9171	WELLNESS GRANT	2,733.50	.00	2,740.00	.00	.00	5,473.50
019	9173	J. PATTERSON LIBRARY GRAN	5,000.00	.00	.00	.00	.00	5,000.00
019	9174	21st CENTURY GRANT - M.S.	17,654.91	.00	.00	.00	.00	17,654.91
034	9009	PERMANENT IMPROVEMENT - O	.00	54.05	37,363.94	550.91	79,029.33	41,665.39-
200	9012	CLASS OF 2018	3,371.82	.00	.00	.00	.00	3,371.82
200	9013	CLASS OF 2019	6,119.46	448.00	448.00	664.57	664.57	5,902.89
200	9020	CLASS OF 2020	1,957.56	3,829.80	4,279.80	386.50	386.50	5,850.86
200	9021	CLASS OF 2021	526.77	.00	.00	.00	.00	526.77
200	9022	CLASS OF 2022	6,919.95	.00	.00	.00	339.66	6,580.29
200	9023	CLASS OF 2023	3,897.82	188.40	5,300.80	6,092.27	6,450.29	2,748.33
200	9024	CLASS OF 2024	10,527.90	508.40	5,850.80	7,073.27	7,532.27	8,846.43
200	9025	CLASS OF 2025	5,300.89	8,135.01	29,556.41	8,424.75	10,066.30	24,791.00
200	9026	CLASS OF 2026	.00	533.81	14,310.61	6,367.73	12,711.73	1,598.88
200	9100	H.S. - DRAMA CLUB	21.50	.00	.00	.00	.00	21.50
200	9150	M.S. - SCIENCE CLUB	737.47	.00	.00	.00	.00	737.47
200	9280	H.S. - SPANISH CLUB	2,374.09	.00	.00	.00	.00	2,374.09
200	9320	H.S. - FCCLA	4,084.16	.00	.00	.00	.00	4,084.16
200	9330	H.S. - FFA	781.38	2,086.00	2,503.00	1,357.72	1,357.72	1,926.66
200	9550	M.S. - CHEERLEADERS	2,336.58	.00	.00	.00	.00	2,336.58
200	9553	H.S. - CHEERLEADERS	2,887.66	.00	8,021.54	.00	3,586.71	7,322.49
200	9610	H.S. - STUDENT COUNCIL	4,942.91	164.00	264.00	196.31	196.31	5,010.60
200	9611	M.S. - STUDENT COUNCIL	307.49	120.99	415.99	108.83	108.83	614.65
200	9650	H.S. - SADD	871.08	.00	.00	.00	.00	871.08

FINANCIAL SUMMARY REPORT
Processing Month: October 2018
PIKE-DELTA-YORK LOCAL SCHOOLS

End	Scc	Description	Beginning Balance	MTD Revenues	FYTD Revenues	MTD Expenditures	FYTD Expenditures	Current Available Balance
200	9651	M.S. - SADD	387.32	.00	.00	.00	.00	387.32
200	9689	H.S. - DEL HI	3,278.24	55.00	150.00	.00	1,702.85	1,725.39
200	9690	H.S. - GREEN & WHITE	860.10	.00	20.00	.00	.00	880.10
200	9691	M.S. - YEARBOOK	5,506.56	.00	587.00	122.49	602.49	5,491.07
200	9710	H.S. - NATIONAL HONOR SOC	339.21	.00	.00	.00	.00	339.21
200	9711	M.S. - NATIONAL HONOR SOC	2,446.12	.00	.00	.00	.00	2,446.12
300	9200	M.S. - DESTINATION IMAGIN	11,617.51	.00	4,092.75	.00	.00	15,710.26
300	9350	H.S. - ART CLUB	1,248.32	.00	30.00	.00	.00	1,278.32
300	9440	H.S. - BAND	3,707.18	7,620.88	8,545.88	465.00	1,680.50	10,572.56
300	9470	H.S. - DELAIRE'S	.00	2,647.08	6,953.33	2,227.53	2,339.14	4,614.19
300	9490	H.S. - MUSICAL	7,424.41	.00	4,306.25-	.00	.00	3,118.16
300	9500	ATHLETIC FUND	.00	13,804.50	60,402.43	11,944.69	44,808.74	15,593.69
300	9501	ATHLETIC'S - BASEBALL	15,824.56	.00	758.00	.00	.00	16,582.56
300	9502	ATHLETIC'S - BOY'S BASKET	2,124.10	.00	.00	222.00	222.00	1,902.10
300	9503	ATHLETIC'S - GIRL'S SOCCE	.00	.00	2,005.00	.00	485.10	1,519.90
300	9504	ATHLETIC'S - FOOTBALL	3,139.42	.00	2,916.00	3,294.62	3,508.41	2,547.01
300	9505	ATHLETIC'S - BOY'S CROSS	2,925.07	.00	400.00	2,620.00	2,620.00	705.07
300	9506	ATHLETIC'S - GOLF	3,152.03	.00	1,510.00	850.00	2,199.31	2,462.72
300	9507	ATHLETIC'S - TRACK	.00	.00	.00	.00	2,487.97	2,487.97-
300	9508	ELEMENTARY - SQUARE ONE A	2,285.55	.00	.00	352.29	352.29	1,933.26
300	9509	ATHLETIC'S - GIRL'S BASKE	1,177.09	810.00	1,335.00	.00	1,136.16	1,375.93
300	9510	ATHLETIC'S - SOFTBALL	161.69	.00	.00	.00	73.90	87.79
300	9513	ATHLETIC'S - BOY'S SOCCER	871.67	25.00	4,170.00	4,491.25	6,186.25	1,144.58-
300	9514	ATHLETIC'S - VOLLEYBALL	7,273.05	.00	.00	498.60	951.70	6,321.35
300	9516	ATHLETIC'S - BOWLING	946.50	.00	.00	.00	.00	946.50
461	9018	VO. AG. 5TH QUARTER GRANT	.00	4,347.82	4,347.82	.00	.00	4,347.82
572	9018	TITLE I 2017-18	.00	57,100.53	57,100.53	.00	57,100.53	.00
572	9019	TITLE I 2018-19	.00	.00	.00	21,624.14	43,192.53	43,192.53-
590	9018	TITLE II-A 2017-18	.00	.00	.00	12,143.99-	.00	.00
590	9019	TITLE II-A 2018-19	.00	.00	.00	5,095.46	10,190.92	10,190.92-
599	9018	21st CENTURY GRANT	.00	31,891.49	31,891.49	3,354.51-	31,891.49	.00
599	9019	21st CENTURY GRANT	.00	.00	.00	12,469.99	12,469.99	12,469.99-
Grand Total All Funds			5,165,660.61	861,148.68	6625,619.48	2,848,612.63	7271,161.39	4520,118.70
Total Invested Funds			.00					

Check#	Check Date	Org Sta	Vendor Paid	Check Amount	Status Date
061015	10/03/2018	W/R	DELTA ATLAS	325.60	10/31/2018
061016	10/05/2018	W/R	APPLE INC.	5,244.75	10/31/2018
061017	10/05/2018	W/R	BRAINPOP, LLC	230.00	10/31/2018
061018	10/05/2018	W/R	COMMERCE PAPER CO.	864.00	10/31/2018
061019	10/05/2018	W/R	DELTA ATLAS	47.60	10/31/2018
061020	10/05/2018	W/R	J.W. PEPPER, INC.	807.30	10/31/2018
061021	10/05/2018	W/R	JAMES L. BROWN, II	1,505.00	10/31/2018
061022	10/05/2018	W/R	JULIAN & GRUBE, INC.	2,500.00	10/31/2018
061023	10/05/2018	W/R	MONOPRICE INC.	563.62	10/31/2018
061024	10/05/2018	W/R	OFFICE DEPOT BUSINESS SERVICES	356.49	10/31/2018
061025	10/05/2018	W/R	OHIO GAS COMPANY	52.39	10/31/2018
061026	10/05/2018	W/R	RACHEL WIXEY & ASSOCIATES, LLC	7,904.32	10/31/2018
061027	10/05/2018	W/R	REPUBLIC SERVICES	3,387.60	10/31/2018
061028	10/05/2018	W/R	ROBERT BROOKE & ASSOC.	383.71	10/31/2018
061029	10/05/2018	W/R	TEAM SPORTS, INC.	7,760.53	10/31/2018
061030	10/05/2018	W/R	WAL MART #2350	431.18	10/31/2018
061032	10/12/2018	C/R	TREASURER	300,032.62	10/31/2018
061033	10/09/2018	W/R	EARL MECHANICAL SERVICES, INC	2,388.13	10/31/2018
061034	10/09/2018	W/R	FORREST AUTO SUPPLY	952.20	10/31/2018
061035	10/09/2018	W/R	GRAINGER	1,812.89	10/31/2018
061036	10/09/2018	W/R	U.S. BANK EQUIPMENT FINANCE	4,348.66	10/31/2018
061037	10/09/2018	W/R	American United Life Ins. Co.	533.00	10/31/2018
061038	10/10/2018	W/R	BARNES & NOBLE COLLEGE	587.90	10/31/2018
061039	10/12/2018	W/R	GENERAL BINDING CORPORATION	52.50	10/31/2018
061040	10/12/2018	W/R	ASSET PROTECTION CORPORATION	1,090.52	10/31/2018
061041	10/12/2018	W/R	BAKER'S GAS & WELDING SUPPLIES	7.92	10/31/2018
061042	10/12/2018	W/R	BARNES & NOBLE COLLEGE	382.40	10/31/2018
061043	10/12/2018	W/R	BETH JUBY	108.83	10/31/2018
061044	10/12/2018	W/R	DELTA HARDWARE & INDUSTRIAL,	202.25	10/31/2018
061045	10/12/2018	W/R	DELTA PHYSICAL THERAPY AND	2,500.00	10/31/2018
061046	10/12/2018	W/R	DISCOVERY EDUCATION	2,200.00	10/31/2018
061047	10/12/2018	W/R	EARL MECHANICAL SERVICES, INC	1,505.44	10/31/2018
061048	10/12/2018	W/R	ENNIS BRITTON CO., LPA	1,097.90	10/31/2018
061049	10/12/2018	W/R	EXCEL SPORTSWEAR	903.22	10/31/2018
061050	10/12/2018	W/R	FTIOS	5,000.00	10/31/2018
061051	10/12/2018	W/R	GORDON FOOD SERVICE	10,982.85	10/31/2018
061052	10/12/2018	W/R	INTERMEDIA, INC.	2,224.53	10/31/2018
061053	10/12/2018	W/R	ITsavvy LLC	1,257.71	10/31/2018
061054	10/12/2018	W/R	JOHNSON CONTROL	4,052.00	10/31/2018
061055	10/12/2018	W/R	JONES SCHOOL SUPPLY CO., INC.	166.95	10/31/2018
061056	10/12/2018	W/R	KERN HEATING, COOLING, &	330.00	10/31/2018
061057	10/12/2018	W/R	LAURIE GOMBASH	617.50	10/31/2018
061058	10/12/2018	W/R	LINDSAY ROE	45.40	10/31/2018
061059	10/12/2018	W/R	MELLOCRAFT	116.90	10/31/2018
061060	10/12/2018	W/W	MICHELE HESS	20.17	
061061	10/12/2018	W/R	MT BUSINESS TECHNOLOGIES	753.05	10/31/2018
061062	10/12/2018	W/R	NICKLES BAKERY INC.	681.44	10/31/2018
061063	10/12/2018	W/R	OHIO GAS COMPANY	783.30	10/31/2018
061064	10/12/2018	W/R	PARKER TIRE SALES & SERVICE	320.00	10/31/2018
061065	10/12/2018	W/R	PERFECTION LEARNING CORP	43.90	10/31/2018
061066	10/12/2018	W/R	REITER	2,289.09	10/31/2018
061067	10/12/2018	W/R	SCHOOL NURSE SUPPLY, INC.	814.95	10/31/2018

Check#	Check Date	Org Sta	Vendor Paid	Check Amount	Status Date
061068	10/12/2018	W/R	SCREEN PRINTED PRODUCTS	512.10	10/31/2018
061069	10/12/2018	W/R	TIME WARNER CABLE, INC.	268.32	10/31/2018
061070	10/12/2018	W/R	TOLEDO EDISON CO.	34,904.59	10/31/2018
061071	10/12/2018	W/R	UNIVERSITY OF TOLEDO	2,500.00	10/31/2018
061072	10/12/2018	W/R	VILLAGE OF DELTA	2,454.19	10/31/2018
061073	10/12/2018	W/R	WMTR RADIO	350.00	10/31/2018
061074	10/19/2018	W/R	AIM MEDIA MIDWEST	25.50	10/31/2018
061075	10/19/2018	W/R	ANDREW HANGE	50.00	10/31/2018
061076	10/19/2018	W/W	ANGELA BELCHER	50.00	
061077	10/19/2018	W/R	BEN HERRICK	45.00	10/31/2018
061078	10/19/2018	W/R	BENDER COMMUNICATIONS, INC.	125.00	10/31/2018
061079	10/19/2018	W/R	BLICK ART MATERIALS	352.29	10/31/2018
061080	10/19/2018	W/R	CAROLYN LOEBIG	135.00	10/31/2018
061081	10/19/2018	W/W	CENTRAL OHIO MEDICAL REVIEW	656.00	
061082	10/19/2018	W/R	COMMERCE PAPER CO.	1,100.00	10/31/2018
061083	10/19/2018	W/R	CONSOLIDATED AUDIO	210.99	10/31/2018
061084	10/19/2018	W/W	CORY LEE	50.00	
061085	10/19/2018	W/R	COURTNEY HOLLISTER	37.06	10/31/2018
061086	10/19/2018	W/V	DOUGLAS FORD	101.14	10/23/2018
061087	10/19/2018	W/W	DWIGHT FRANKLIN	35.00	
061088	10/19/2018	W/R	FINAL FORMS	1,080.00	10/31/2018
061089	10/19/2018	W/R	GORDON FOOD SERVICE	322.45	10/31/2018
061090	10/19/2018	W/W	HEALTHCARE PROCESS CONSULTING	3,250.00	
061091	10/19/2018	W/R	HOSPITAL PURCHASING SERVICE	1,359.40	10/31/2018
061092	10/19/2018	W/R	HYLANT ADMINISTRATIVE SERVICES	106.00	10/31/2018
061093	10/19/2018	W/R	JEFF DUNFORD	135.00	10/31/2018
061094	10/19/2018	W/R	JESSICA YORK	84.27	10/31/2018
061095	10/19/2018	W/W	KEVIN ABAIR	60.00	
061096	10/19/2018	W/R	READING A-Z.COM	329.85	10/31/2018
061097	10/19/2018	W/R	LYONS LP GAS CO.	75.00	10/31/2018
061098	10/19/2018	W/R	MASSMUTUAL	5,000.00	10/31/2018
061099	10/19/2018	W/W	MICHELLE STICKLEY	138.72	
061100	10/19/2018	W/R	MIKE MITCHELL'S DJ SERVICE LLC	250.00	10/31/2018
061101	10/19/2018	W/R	MR. LIGHTBULB	436.00	10/31/2018
061102	10/19/2018	W/R	MT BUSINESS TECHNOLOGIES	134.80	10/31/2018
061103	10/19/2018	W/R	OHIO FFA CAMPS, INC.	507.00	10/31/2018
061104	10/19/2018	W/R	OSBA	1,475.00	10/31/2018
061105	10/19/2018	W/R	PARKER TIRE SALES & SERVICE	224.00	10/31/2018
061106	10/19/2018	W/R	PRO DJ'S OHIO	300.00	10/31/2018
061107	10/19/2018	W/R	PROJECT RESPECT OF NWO	40.00	10/31/2018
061108	10/19/2018	W/R	RACHEL WIXEY & ASSOCIATES, LLC	7,312.72	10/31/2018
061109	10/19/2018	W/R	SARAH FUERSTENAU	98.10	10/31/2018
061110	10/19/2018	W/R	SAUDER VILLAGE	145.71	10/31/2018
061111	10/19/2018	W/R	SCHOLASTIC INC.	3,527.67	10/31/2018
061112	10/19/2018	W/R	SCHOLASTIC MAGAZINE	2,141.70	10/31/2018
061113	10/19/2018	W/R	SCHOLASTIC, INC.	952.87	10/31/2018
061114	10/19/2018	W/W	SLN	150.00	
061115	10/19/2018	W/R	STEPHANIE RAYFIELD	86.50	10/31/2018
061116	10/19/2018	W/R	STEVEN A. SHELTON	700.00	10/31/2018
061117	10/19/2018	W/R	TEAM SPORTS, INC.	1,275.99	10/31/2018
061118	10/19/2018	W/R	TED HASELMAN	264.91	10/31/2018
061119	10/19/2018	W/R	TIME WARNER CABLE, INC.	1,074.81	10/31/2018

Date: 11/01/2018

C H E C K R E G I S T E R
Processing Month: October 2018
PIKE-DELTA-YORK LOCAL SCHOOLS

Page: 3
(CHKREG)

Check#	Check Date	Org Sta	Vendor Paid	Check Amount	Status Date
061120	10/19/2018	W/R	TIMOTHY GILLEN	24.32	10/31/2018
061121	10/19/2018	W/R	TOLEDO WALLEYE HOCKEY CLUB	981.00	10/31/2018
061122	10/19/2018	W/R	TRACY BEHRMAN	90.00	10/31/2018
061123	10/19/2018	W/R	TREASURER	533.74	10/31/2018
061124	10/19/2018	W/W	TYLER FOWLER	60.00	
061125	10/19/2018	W/R	UniFirst Corporation	1,331.32	10/31/2018
061126	10/26/2018	C/R	TREASURER	301,182.68	10/31/2018
061127	10/23/2018	W/W	AMY ROTH	545.00	
061128	10/23/2018	W/R	ANTHONY CARRIZALES	1,605.00	10/31/2018
061129	10/23/2018	W/R	BETH JUBY	825.00	10/31/2018
061130	10/23/2018	W/W	BRUCE HISTED	390.00	
061131	10/23/2018	W/W	DEBORAH M. PATTERSON	495.00	
061132	10/23/2018	W/R	DEEDRA DIXON	360.00	10/31/2018
061133	10/23/2018	W/R	ERIN OLEJNICZAK	715.00	10/31/2018
061134	10/23/2018	W/W	JANE FOOR	270.00	
061135	10/23/2018	W/W	JEFF WOLFORD	770.00	
061136	10/23/2018	W/R	JENNIFER BOLLINGER	1,206.00	10/31/2018
061137	10/23/2018	W/W	JENNIFER GILLEN	495.00	
061138	10/23/2018	W/R	JENNIFER MAZUROWSKI	715.00	10/31/2018
061139	10/23/2018	W/R	JON MIGNIN	715.00	10/31/2018
061140	10/23/2018	W/R	KATHLEEN TROWBRIDGE	1,120.00	10/31/2018
061141	10/23/2018	W/R	KATIE HAMILTON	715.00	10/31/2018
061142	10/23/2018	W/R	KELLY FINNEN	390.00	10/31/2018
061143	10/23/2018	W/R	MARY KATHRYN CURRIER-FORD	700.00	10/31/2018
061144	10/23/2018	W/R	MEGAN CARRIZALES	310.00	10/31/2018
061145	10/23/2018	W/W	MICHELLE STICKLEY	495.00	
061146	10/23/2018	W/R	NATHAN FOX	1,035.00	10/31/2018
061147	10/23/2018	W/R	PEGGY SMITH	390.00	10/31/2018
061148	10/23/2018	W/R	RONALD ZDUNCZYK	390.00	10/31/2018
061149	10/23/2018	W/R	SARAH FUERSTENAU	515.00	10/31/2018
061150	10/23/2018	W/R	VICKI SCHAFFNER	580.00	10/31/2018
061151	10/23/2018	W/R	LINDA DURDEL	270.00	10/31/2018
061152	10/24/2018	W/R	ANGELINA BARNES	39.00	10/31/2018
061153	10/24/2018	W/R	FISHER SCIENCE EDUCATION	790.91	10/31/2018
061154	10/24/2018	W/R	HOME DEPOT/GECE	89.50	10/31/2018
061155	10/24/2018	W/W	MICHELE HESS	80.90	
061156	10/24/2018	W/W	MID-AMERICAN SALT	808.50	
061157	10/24/2018	W/R	PASCO SCIENTIFIC	905.00	10/31/2018
061158	10/24/2018	W/R	POSTMASTER	437.45	10/31/2018
061159	10/24/2018	W/W	REBECCA BAUER	61.00	
061160	10/24/2018	W/W	RENEE HELD	40.00	
061161	10/24/2018	W/R	TERI FOOTE	100.00	10/31/2018
061162	10/24/2018	W/R	VALERO MARKETING & SUPPLY CO.	1,555.87	10/31/2018
061163	10/24/2018	W/R	VISA/F & M STATE BANK	7,168.52	10/31/2018
061164	10/31/2018	W/W	NOD7BCA	150.00	
061165	10/31/2018	W/W	OASBO	125.00	
061166	10/31/2018	W/W	AGILE SPORTS TECHNOLOGIES	1,500.00	
061167	10/31/2018	W/W	AIR EXTREME OHIO, LLC	1,000.00	
061168	10/31/2018	W/W	ANDREW HANGE	178.77	
061169	10/31/2018	W/W	ASHLYN JORDAN	61.00	
061170	10/31/2018	W/W	AssetGenie, Inc.	199.00	
061171	10/31/2018	W/W	AUDRA TOLSON	10.92	

Check#	Check Date	Org Sta	Vendor Paid	Check Amount	Status Date
061172	10/31/2018	W/W	BLICK ART MATERIALS	2,849.46	
061173	10/31/2018	W/W	DAN RODGERS SPORTING GOODS	403.00	
061174	10/31/2018	W/W	DAVE'S RUNNING SHOP	1,300.00	
061175	10/31/2018	W/W	DYNAMIC MUSIC	877.60	
061176	10/31/2018	W/W	ERIC ROBERTSON	10.00	
061177	10/31/2018	W/W	EWELL EDUCATIONAL SERVICE	295.00	
061178	10/31/2018	W/W	FASTENAL	202.78	
061179	10/31/2018	W/W	FRIENDS BUSINESS SOURCE	53.47	
061180	10/31/2018	W/W	GORDON FOOD SERVICE	189.26	
061181	10/31/2018	W/W	GREAT AMERICAN OPPORTUNITIES	25,442.02	
061182	10/31/2018	W/W	HOUGHTON MIFFLIN HARCOURT	5,500.00	
061183	10/31/2018	W/W	FIRST NATIONAL PRINTING &	4,098.00	
061184	10/31/2018	W/W	JAMES WOLPERT	1,046.09	
061185	10/31/2018	W/W	JON MIGNIN	36.46	
061186	10/31/2018	W/W	KENN-FELD GROUP, LLC	538.00	
061187	10/31/2018	W/W	KEVIN ABAIR	4,491.25	
061188	10/31/2018	W/W	KRISTIE REIGHARD	46.31	
061189	10/31/2018	W/W	MATHCOUNTS FOUNDATION	60.00	
061190	10/31/2018	W/W	MSC INDUSTRIAL SUPPLY	560.60	
061191	10/31/2018	W/W	NATIONAL FFA ORGANIZATION	454.50	
061192	10/31/2018	W/W	NEFF COMPANY	405.63	
061193	10/31/2018	W/W	NOD7BCA	35.00	
061194	10/31/2018	W/W	NORTHERN BUCKEYE	92,946.01	
061195	10/31/2018	W/W	Northwest Ohio Educational	8,892.49	
061196	10/31/2018	W/W	OASBO	100.00	
061197	10/31/2018	W/W	OHIO ASSOC OF PUPIL SERV ADMIN	100.00	
061198	10/31/2018	W/W	OHIO GAS COMPANY	87.47	
061199	10/31/2018	W/W	OHSBCA COACHES CLINIC	60.00	
061200	10/31/2018	W/W	PARKER TIRE SALES & SERVICE	646.00	
061201	10/31/2018	W/W	PASCO SCIENTIFIC	200.00	
061202	10/31/2018	W/W	POSTMASTER	225.00	
061203	10/31/2018	W/W	RACHEL WIXEY & ASSOCIATES, LLC	9,531.34	
061204	10/31/2018	W/W	REPUBLIC SERVICES	3,359.33	
061205	10/31/2018	W/W	RETTIG MUSIC	2,485.00	
061206	10/31/2018	W/W	ROSE PEST SOLUTIONS	220.00	
061207	10/31/2018	W/W	SCOTT HUMM	285.00	
061208	10/31/2018	W/W	INTERMEDIA, INC.	3.00	
061209	10/31/2018	W/W	TEAM SPORTS, INC.	209.94	
061210	10/31/2018	W/W	THOMAS EQUIPMENT, INC.	370.00	
061211	10/31/2018	W/W	TIME WARNER CABLE, INC.	272.34	
061212	10/31/2018	W/W	TOLEDO EDISON CO.	208.78	
061213	10/31/2018	W/W	TRACEY COLE	120.34	
061214	10/31/2018	W/W	TRANSPORTATION ACCESSORIES	61.70	
061215	10/31/2018	W/W	U.S. BANK EQUIPMENT FINANCE	1,342.14	
061216	10/31/2018	W/W	UniFirst Corporation	310.33	
061217	10/31/2018	W/W	WINDSTREAM	93.50	
061218	10/31/2018	W/W	ZULUDESK INC	17.50	
061219	10/31/2018	B/B	LORI RICHARD	50.50	
061220	10/31/2018	B/B	LINDSAY WILLMAN	35.70	
900230	10/10/2018	M/M	CHARLIE LEBOEUF	143,641.61	
900231	10/10/2018	M/M	CHARLIE LEBOEUF	12,960.00	
900232	10/10/2018	M/M	CHARLIE LEBOEUF	3,082.61	

Date: 11/01/2018

C H E C K R E G I S T E R
Processing Month: October 2018
PIKE-DELTA-YORK LOCAL SCHOOLS

Page: 5
(CHKREG)

Check#	Check Date	Org Sta	Vendor Paid	Check Amount	Status Date
900233	10/12/2018	M/M	TREASURER	4,306.28	
900234	10/12/2018	M/M	TREASURER	744.59	
900235	10/12/2018	M/M	TREASURER	2,714.87	
900236	10/12/2018	M/M	TREASURER	1,386.67	
900237	10/26/2018	M/M	TREASURER	4,324.10	
900238	10/26/2018	M/M	TREASURER	744.59	
900239	10/26/2018	M/M	TREASURER	3,211.08	
900240	10/26/2018	M/M	TREASURER	1,386.67	
900241	10/26/2018	M/M	STATE TEACHERS RETIRE-	70,776.00	
900242	10/26/2018	M/M	SCHOOL EMPLOYEES	21,630.00	
900243	10/31/2018	M/M	BANK OF NEW YORK MELLON	300,000.00	
900244	10/31/2018	M/M	U.S. BANK St. Paul	1,149,226.25	
Total Checks Issued				\$ 2,687,354.42	

PIKE DELTA YOUR LOCAL SCHOOLS

Unencumbered Liabilities (Then & Now)

October 2018

Vendor	Invoice Date	P.O. #	P.O. Date	Amount of Invoice
None				

PIKE DELTA YOUR LOCAL SCHOOLS

Fund to Fund Transfers / Advances

October 2018

<u>From</u>			
<u>Fund</u>		T	<u>Amount</u>
		A	
Total			\$ -

<u>To</u>			
<u>Fund</u>		T	<u>Amount</u>
		A	
Total			\$ -

10/31/2018
Date

Matt A. Feasel, CFO/Treasurer

Pike Delta York Local School District

Donations

Oct-18

Pettisville Grain	Middle School PBIS/Pride	\$ 100.00
UAW Local 86	Cory's Backpack Buddies	\$ 725.00
Delta Wrestling Club	Athletic Dept.	\$ 500.00

Pike Delta York Local School District

Donations

October 2018

Pettisville Grain	Middle School PBIS/Pride	\$ 100.00
UAW Local 86	Cory's Backpack Buddies	\$ 725.00
Delta Wrestling Club	Athletic Dept.	\$ 500.00

**PIKE DELTA YORK LOCAL
SCHOOL DISTRICT
2018-19 Appropriations**

			Initial 2018-19 Appropriations
001	0000	GENERAL FUND	14,360,974.00
001	9000	TECHNOLOGY MAINTENANCE & INSURANCE	12,000.00
002	9009	BOND RETIREMENT 2008-09 - OSFC	0.00
002	9799	BOND RETIREMENT 2006 - REFUNDING	1,575,403.00
003	0000	PERMANENT IMPROVEMENT FUND	200,000.00
006	0000	FOOD SERVICE FUND	500,000.00
007	9001	BEN ATHERTON MEMORIAL SCHOLARSHIP	1,000.00
007	9002	NATE PARSONS MEMORIAL SCHOLARSHIP	500.00
007	9100	CLYDE J KINNEY SCHOLARSHIP FUND	500.00
007	9290	COACH CORY'S BACKPACK BUDDIES	5,000.00
007	9300	TOMMY CHILDRESS JR. MEMORIAL SCHOLARSHIP	1,000.00
007	9400	PDYLS D BOARD OF EDUCATION SCHOLARSHIP	1,000.00
007	9500	PDY FACULTY & STAFF SCHOLARSHIP	500.00
007	9600	DALE E ADAMS SCHOLARSHIP FUND	500.00
007	9700	RICHARD BASICH MEMORIAL SCHOLARSHIP FUND	0.00
007	9800	CLASS OF 1956 MEMORIAL SCHOLARSHIP	1,000.00
007	9900	RICHARD SELL MEMORIAL SCHOLARSHIP	8,000.00
007	9990	SPROW BUCKS - TEACHER GRANT AWARD	3,000.00
007	9991	KICKSTARTER SCHOLARSHIP	0.00
009	9100	U.S.S.F. - DELTA ELEMENTARY	25,000.00
009	9200	U.S.S.F. - DELTA MIDDLE SCHOOL	25,000.00
009	9300	U.S.S.F. - DELTA HIGH SCHOOL	25,000.00
018	9002	DELTA ELEMENTARY PRINCIPAL SUPPORT FUND	15,000.00
018	9005	M.S. PRINCIPAL SUPPORT FUND	6,000.00
018	9006	H.S. PRINCIPAL SUPPORT FUND	2,000.00
019	9171	WELLNESS GRANT	3,000.00
019	9172	H.S.T.W. GRANT	1,000.00
019	9173	J. PATTERSON LIBRARY GRANT	5,000.00
019	9174	21ST CENTURY GRANT - MIDDLE SCHOOL	150,000.00
034	9009	O.S.F.C. MAINTENANCE FUND	150,000.00
200	9012	CLASS OF 2018	3,400.00
200	9013	CLASS OF 2019	6,000.00
200	9020	CLASS OF 2020	14,000.00
200	9021	CLASS OF 2021	1,500.00
200	9022	CLASS OF 2022	100.00
200	9023	CLASS OF 2023	18,000.00
200	9024	CLASS OF 2024	12,000.00
200	9025	CLASS OF 2025	15,000.00

**PIKE DELTA YORK LOCAL
SCHOOL DISTRICT
2018-19 Appropriations**

			<u>Initial 2018-19 Appropriations</u>
200	9026	CLASS OF 2026	0.00
200	9100	H.S. DRAMA CLUB	0.00
200	9150	MIDDLE SCHOOL SCIENCE CLUB	0.00
200	9280	SPANISH CLUB	150.00
200	9320	FCCLA	0.00
200	9330	FFA	15,000.00
200	9340	FTA	0.00
200	9380	MEDS	0.00
200	9550	M.S. CHEERLEADERS	0.00
200	9553	H.S. CHEERLEADERS	5,000.00
200	9610	H.S. STUDENT COUNCIL	2,200.00
200	9611	JR. HI STUDENT COUNCIL	500.00
200	9650	H.S. SADD	0.00
200	9651	M.S. SADD	50.00
200	9689	DEL HI	2,500.00
200	9690	GREEN & WHITE	0.00
200	9691	M.S. YEARBOOK	375.00
200	9710	H.S. NATIONAL HONOR SOCIETY	125.00
200	9711	JR. HIGH NATIONAL HONOR SOCIETY	500.00
300	9200	DESTINATION IMAGINATION	25,000.00
300	9350	ART/TECH CLUB	500.00
300	9440	HIGH SCHOOL BAND	12,000.00
300	9470	CHORAL-DELAIRE	10,000.00
300	9490	HIGH SCHOOL MUSICAL	10,000.00
300	9500	ATHLETIC FUND	75,000.00
300	9501	BASEBALL TEAM	12,000.00
300	9502	BASKETBALL TEAM - BOYS	1,600.00
300	9503	SOCCER TEAM - GIRLS	1,500.00
300	9504	FOOTBALL TEAM	6,300.00
300	9505	CROSS COUNTRY TEAM - BOYS	3,300.00
300	9506	GOLF TEAM	3,600.00
300	9507	TRACK TEAM - BOYS & GIRLS	8,000.00
300	9508	SQUARE ONE ART FUNDRAISER	500.00
300	9509	BASKETBALL TEAM - GIRLS	10,000.00
300	9510	SOFTBALL TEAM	6,300.00
300	9513	SOCCER TEAM - BOYS	2,750.00
300	9514	VOLLEYBALL TEAM	5,000.00
300	9516	BOWLING TEAM	2,300.00

**PIKE DELTA YORK LOCAL
SCHOOL DISTRICT
2018-19 Appropriations**

			<u>Initial 2018-19 Appropriations</u>
461	9018	VOCATIONAL AG. 5TH QUARTER 2017-18	4,195.80
461	9019	VOCATIONAL AG. 5TH QUARTER 2018-19	4,195.80
516	9019	IDEA-B 2018-19	275,966.10
551	9019	L.E.P. 2018-19	2,843.66
572	9018	TITLE I 2017-18	30,000.00
572	9019	TITLE I 2018-19	151,470.96
587	9019	IDEA B PRESCHOOL 2018-19	10,594.76
590	9019	TITLE II-A 2018-19	32,073.35
599	9018	21ST CENTURY GRANT - ELEMENTARY	200,000.00
599	9019	TITLE IV-A 2018-19	13,880.33
Total			<hr/> 18,094,647.76