


# PIKE DELTA YORK LOCAL SCHOOL DISTRICT



Monthly Financial Report - October 2017

November 15<sup>th</sup>, 2017

Matt A. Feasel, Treasurer/C.F.O.



November 15<sup>th</sup>, 2017

Dear Members of the Pike Delta York Board of Education:

The following pages represent the financial status of the Pike Delta York Local School District as of October 31<sup>st</sup>, 2017 for all funds submitted for your consideration. Please review the following:

1. General, Revenue & Budget Analysis
2. Cash Reconciliation Report
3. Investment Register
4. Financial Report by Fund
5. Monthly Check Register
6. Unencumbered Liabilities Register
7. Transfer and Advance Register
8. Donations to the District
9. Appropriation Revision for the month of October and fiscal year 2017-18.

As always, if you should have any questions or need any additional information, please feel free to contact me at any time at 419-822-3391, Ext 5103.

Respectfully Submitted,

Matt A. Feasel, Treasurer/CFO  
Pike Delta York Local School District

# PIKE DELTA YORK LOCAL SCHOOL DISTRICT Monthly Financial Narrative

## General Fund Analysis

This document is prepared in an attempt to summarize the cash position of the Pike Delta York Local School District as of the end of October, 2017. This analysis incorporates four (4) different areas:

1. 2017-18 Fiscal Year Estimate - This column represents the actual cash balance on July 1, 2017 (\$ 3,709,120.28) at the beginning of the fiscal year. It also contains the projected revenue from July 1, 2017 to June 30, 2018, (\$ 13,940,705.00); the projected expenditure level (\$ 14,073,845.00) and the projected ending balance (\$ 3,575,980.28) on June 30, 2018.
2. October 2017 Actual - This column represents actual activity for the month of October, 2017.
3. 2017-18 Fiscal Y-T-D - This column represents actual activity from the 1<sup>st</sup> of July, 2017 through the end of October, 2017.

## SUMMARY

As you can see, we are on right on path with the financial projections we've prepared. The revenue and expenditures are both comparable to what we received and expended in October of 2016. Our actual October ending balance is \$ 94,992.62 higher than what we projected despite not receiving our homestead and rollback allocations from the state yet.

# Pike Delta York Local Schools

## General Fund Analysis

### October 2017

	2017-18 Estimate	October 2017 Summary	2017-18 Fiscal Y-T-D
Beginning Balance	3,709,120.28	4,612,522.64	3,709,120.28
Revenue	13,940,705.00	731,638.55	5,103,228.91
Expenditures	14,073,845.00	1,065,475.57	4,533,663.57
Ending Balance	3,575,980.28	4,278,685.62	4,278,685.62
Projected Ending Balance - October 31, 2017		4,183,693.00	
Variance		94,992.62	



# PIKE DELTA YORK LOCAL SCHOOL DISTRICT

## Monthly Financial Narrative

### General Fund Revenue Analysis

This document evaluates our sources of revenue.

1. 2017-18 Estimates – This column represents the most current revenue projections from July 1<sup>st</sup>, 2017 through June 30<sup>th</sup>, 2018.
2. Projected Revenue for October of 2017 – This column represents the estimated revenue that the district anticipated receiving during the month October.
3. October 2017 Actual - This column represents actual cash receipts received during the month of October of 2017.
4. 2017-18 Projected – This column represents the estimated revenue from July 2017 through October 2017.
5. 2017-18 Actual – This column represents actual cash receipts received from July of 2017 through October of 2017.
6. Variance - This column represents the estimated revenue from July 2017 through October 2017 (Column 4) minus the actual receipts that we have actually received during that same time period (Column 5) to give us a variance for comparison purposes.
7. Percentage Received – Revenue actually received divided by the anticipated revenue.

### SUMMARY

Revenue for the month of October was very similar to what we received in October of 2016. The other local portion of our revenue was significantly lower this month due to the fact that it was higher last month because of the tax abatements we received a month earlier than we projected. They were originally projected to be received in October.

I mention the fact last month that I was anticipating the homestead & rollback allocations from the state from our August real estate collection to be received in September. We still have not received them. I have been told that they were held up at the state level and the county has been told that the funds would be released the first week of November. This affects the entire county, not just PDY.

# Pike Delta York Local Schools

## General Fund Revenue Analysis

### October 2017

<i>Revenue Source</i>	2017-18 Annual Estimate	October 2017 Projected	October 2017 Actual	2017-18 Projected	2017-18 Actual	Annual Variance	Percentage Received
Real Estate Taxes	4,547,598.00	0.00	0.00	2,032,309.00	1,989,955.91	-42,353.09	43.76%
Personal Tangible Taxes	484,046.00	0.00	0.00	208,030.00	211,371.78	3,341.78	0.00%
Investments	40,520.00	2,844.00	6,029.08	9,503.00	24,337.82	14,834.82	60.06%
Other Local Receipts	767,756.00	91,087.00	48,330.62	248,645.00	327,051.41	78,406.41	42.60%
State Foundation	7,214,723.00	641,002.00	659,739.00	2,526,526.00	2,448,712.24	-77,813.76	33.94%
Homestead/Rollback	556,969.00	0.00	4,017.33	282,442.00	4,017.33	-278,424.67	0.72%
Tangible Reimbursement	0.00	0.00	0.00	0.00	0.00	0.00	0.00%
Other State/Fed. Receipts	279,093.00	6,420.00	13,102.52	51,886.00	90,113.90	38,227.90	32.29%
Non-Operating Receipts	50,000.00	0.00	420.00	-486.00	7,668.52	8,154.52	0.00%
<b>Totals</b>	<b>13,940,705.00</b>	<b>741,353.00</b>	<b>731,638.55</b>	<b>5,358,855.00</b> <b>38.44%</b>	<b>5,103,228.91</b>	<b>-255,626.09</b> <b>-1.83%</b>	<b>36.61%</b>

# PIKE DELTA YORK LOCAL SCHOOL DISTRICT Monthly Financial Narrative

## General Fund Budget Analysis

This document evaluates our expenditure levels.

1. 2017-18 Projected Expenditures - Projected expenditure levels for the 2017-18 fiscal year.
2. October Projected Expenditures - Expenditures projected for the month of October of 2017.
3. October 2017 Actual Expenditures - Actual expenditures incurred during the month of October of 2017.
4. 2017-18 Projected Expenditures - This column represents projected expenditures from the 1<sup>st</sup> of July, 2016 through the end of October 2017.
5. 2017-18 Expenditures - Actual expenditures from July 1<sup>st</sup>, 2016 through the end of October, 2017.
6. Variance - This column represents the estimated expenditures from July 1<sup>st</sup>, 2016 through the end of October, 2017 (Column 4) minus the actual expenditures that have actually been incurred during that same period (Column 5) to give us a variance for comparison purposes.
7. % Expended - This figure represents the percentage of funds committed for that specific expenditure area for the year.

## SUMMARY

Salaries & wages were a little higher than we projected for October but overall our personnel expenses were right in line. I am pleased with where we are overall with spending and how it all fits in with our cash flow. Everything appears to be right where we anticipated it would be.

# Pike Delta York Local Schools

## General Fund Budget Analysis

### October 2017

<i>Expenditure Area</i>	2017-18 Appropriations	October 2017 Projected	October 2017 Expenditures	2017-18 Projected	2017-18 Actual	Annual Variance	% Expended
Salaries & Wages	7,211,192.00	540,719.00	555,764.65	2,409,058.00	2,461,819.63	52,761.63	34.14%
Fringe Benefits	3,169,355.00	267,654.00	257,880.80	1,053,461.00	1,032,489.81	-20,971.19	32.58%
<b>Total</b>	<b>10,380,547.00</b>	<b>808,373.00</b>	<b>813,645.45</b>	<b>3,462,519.00</b>	<b>3,494,309.44</b>	<b>31,790.44</b>	<b>33.66%</b>
Purchased Services	2,728,051.00	226,518.00	198,585.45	886,748.00	822,786.82	-63,961.18	30.16%
Supplies & Materials	455,552.00	62,859.00	52,443.37	189,483.00	149,768.04	-39,714.96	32.88%
Capital Outlay	300,000.00	0.00	0.00	0.00	1,930.85	1,930.85	0.64%
Other Objects	209,695.00	3,762.00	801.30	72,202.00	64,868.42	-7,333.58	30.93%
Non-Operational	0.00	0.00	0.00	0.00	0.00	0.00	0.00%
<b>Totals</b>	<b>3,693,298.00</b>	<b>293,139.00</b>	<b>251,830.12</b>	<b>1,148,433.00</b>	<b>1,039,354.13</b>	<b>-109,078.87</b>	<b>28.14%</b>
<b>Grand Total</b>	<b>14,073,845.00</b>	<b>1,101,512.00</b>	<b>1,065,475.57</b>	<b>4,610,952.00</b> 32.76%	<b>4,533,663.57</b>	<b>-77,288.43</b> -0.55%	<b>32.21%</b>



# Pike Delta York Local Schools

## General Fund Year To Date Analysis

### October 2017

	October 2016 Actual	October 2017 Actual	Annual Variance	Percentage of Variance
<i>Beginning Cash Balance</i>	3,780,711.71	3,709,120.28	-71,591.43	-1.89%
<i>Revenue Sources</i>				
Real Estate Taxes	1,918,960.00	1,989,955.91	70,995.91	3.70%
Personal Tangible Taxes	207,941.00	211,371.78	3,430.78	1.65%
Investments	2,095.00	24,337.82	22,242.82	1061.71%
Other Local Receipts	285,109.00	327,051.41	41,942.41	14.71%
State Foundation	2,516,366.00	2,448,712.24	-67,653.76	-2.69%
Homestead/Rollback	286,532.00	4,017.33	-282,514.67	0.00%
Tangible Reimbursement	0.00	0.00	0.00	0.00%
Other State Receipts	46,562.00	90,113.90	43,551.90	93.54%
Non-Operating Receipts	0.00	7,668.52	7,668.52	0.00%
<b>Total Revenue</b>	<b>5,263,565.00</b>	<b>5,103,228.91</b>	<b>-160,336.09</b>	<b>-3.05%</b>
<i>Expenditure Area</i>				
Salaries & Wages	2,370,675.00	2,461,819.63	91,144.63	3.84%
Fringe Benefits	1,195,330.00	1,032,489.81	-162,840.19	-13.62%
Purchased Services	800,713.00	822,786.82	22,073.82	2.76%
Supplies & Materials	193,770.00	149,768.04	-44,001.96	-22.71%
Capital Outlay	37,902.00	1,930.85	-35,971.15	-94.91%
Other Objects	67,485.00	64,868.42	-2,616.58	-3.88%
Non-Operational Expenses	0.00	0.00	0.00	0.00%
<b>Total Expenditures</b>	<b>4,665,875.00</b>	<b>4,533,663.57</b>	<b>-132,211.43</b>	<b>-2.83%</b>
<i>Ending Cash Balance</i>	<b>4,378,401.71</b>	<b>4,278,685.62</b>	<b>-99,716.09</b>	<b>-2.28%</b>

# Pike-Delta-York Local School District

## Cash Reconciliation

October 2017


	<u>Sub-Totals</u>	<u>Totals</u>
<b>Gross Depository Balances:</b>		
F&M Warrant	61,171.01	
PayForIt	15,624.30	
<hr/>		
Total Depository Balances (Gross)		76,795.31
<b>Adjustments to Bank Balance:</b>		
Cash in Transit to Bank	-	
Outstanding Checks	(93,620.03)	
Adjustments		
<hr/>		
Total Adjustments		-93,620.03
<b>Other Investments:</b>		
F&M - Money Market (Commercial Sweep)	221,077.55	
Star Ohio - General Fund	4,768,505.94	
Star Plus	6,125.94	
Morgan Stanley - Money Market	281,980.44	
Certificates of Deposits	22,984.35	
<hr/>		
Total Investments		5,300,674.22
<b>Petty Cash:</b>		
Athletic	8,000.00	
Main Office	3,945.00	
Athletic Gate Cash	(16.00)	
<hr/>		
Total Petty Cash		11,929.00
<b>Change Funds:</b>		
Athletic	-	
Cafeterias	-	
HS Office	-	
<hr/>		
Total Change Funds		0.00
<hr/>		
<b>BANK BALANCE</b>	<b>\$</b>	<b>5,295,778.50</b>
<hr/>		
<b>CURRENT CASH BALANCE</b>	<b>\$</b>	<b>5,295,778.50</b>
<hr/>		
Payroll Clearing Account	\$	41,738.38

DATE: 11/02/2017  
TIME: 14:48

PIKE-DELTA-YORK LOCAL SCHOOLS  
CASH RECONCILIATION AS OF 10/31/2017

PAGE: 1  
(USAEMSED)

	SUB-TOTALS -----	TOTALS -----
Gross Depository Balances:		
F & M - Operating Account	\$ 61,171.01	
F & M - Pay-For-It Account	15,624.30	
	-----	
Total Depository Balances (Gross)		\$ 76,795.31
Adjustments to Bank Balance:		
Cash in Transit to Bank	\$ 0.00	
Outstanding Checks	93,620.03-	
Adjustments	0.00	
	-----	
Total Adjustments to Bank Balance		93,620.03-
Investments:		
Treasury Bonds and Notes	\$ 0.00	
Certificate of Deposits	0.00	
Other Securities	0.00	
Other Investments:		
F & M - Money Market Sweep	221,077.55	
Star Ohio - General Fund	4,768,505.94	
Star Plus	6,125.94	
Morgan Stanley - Money Market	281,980.44	
Morgan Stanley - C.D.'s	22,984.35	
	-----	
Total Investments		5,300,674.22
Cash on Hand:		
Petty Cash:		
Petty Cash - Change Funds	\$ 3,929.00	
Petty Cash - Athletic's	8,000.00	
Change Cash:		
Cash with Fiscal Agent	0.00	
	-----	
Total Cash on Hand		11,929.00
		-----
Total Balances		\$ 5,295,778.50
		=====
Total Fund Balance		\$ 5,295,778.50
		=====
Depository Clearance Accounts:		
F & M - Payroll Account	\$ 41,738.38	
	-----	
Total Clearance Account Balances		\$ 41,738.38

  
-----  
Treasurer

# PIKE-DELTA-YORK LOCAL SCHOOL DISTRICT INVESTMENT LISTING

## CASH MANAGEMENT ACCOUNTS

October 31, 2017

Institution	Account Type	Account Number	Receives Interest	MTD Interest		Month End Balance
STAR Ohio	GF	11278	Monthly	\$ 5,709.60	1.23%	\$ 4,768,505.94
STAR Plus	GF	104791302979	Monthly	\$ 4.69	0.90%	\$ 6,125.94
F&M State Bank	Sweep	00-46762	Monthly	\$ 169.68		\$ 221,077.55
F&M State Bank	Warrant	00-46763	N/A	\$ -		\$ 61,171.01
F&M State Bank	PayForIt	21-62209	N/A	\$ -		\$ 15,624.30
Morgan Stanley Govt.	MMkt	400-027891-054	Monthly	\$ 144.04		\$ 281,980.44
				<b>\$ 6,028.01</b>		<b>\$ 5,354,485.18</b>

## CERTIFICATES OF DEPOSIT

October 31, 2017

Institution	Account Number	Term (Months)	Interest Rate	Purchase Date	Maturity Date	Balance
GE Capital Bank	400-027891-054	48	1.45%	06/11/14	05/30/18	\$ 100,637.33
Goldman Sachs Bank	400-027891-054	60	1.90%	06/11/14	06/04/19	\$ 101,157.80
CIT Bank	400-027891-054	60	2.20%	06/17/15	06/17/20	\$ 102,574.73
						<b>\$ 304,369.86</b>

## FEDERAL SECURITIES

October 31, 2017

Issuer Code	CUSIP Number	Par Value	Coupon Rate	Purchase Date	Maturity Date	Price
						<b>\$ -</b>

## TOTAL INVESTMENTS

**\$ 5,658,855.04**



Check#	Check Date	Org Sta	Vendor Paid	Check Amount	Status Date
059353	10/09/2017	W/R	ACE HARDWARE	651.03	10/31/2017
059354	10/09/2017	W/W	ANDREA JOHNSON	27.00	
059355	10/09/2017	W/R	ANGELA BELCHER	170.61	10/31/2017
059356	10/09/2017	W/R	APPLE COMPUTER INC	7,080.00	10/31/2017
059357	10/09/2017	W/R	CANDYCE EICHER	70.00	10/31/2017
059358	10/09/2017	W/R	CONSOLIDATED AUDIO	219.05	10/31/2017
059359	10/09/2017	W/R	DAVIS & NEWCOMER ELEVATOR	298.39	10/31/2017
059360	10/09/2017	W/R	DELTA ATLAS	325.60	10/31/2017
059361	10/09/2017	W/R	DELTA YOUTH FOOTBALL	80.50	10/31/2017
059362	10/09/2017	W/R	E & S BUETER CORPORATION	37.99	10/31/2017
059363	10/09/2017	W/R	GORDON STOWE & ASSOCIATES	210.00	10/31/2017
059364	10/09/2017	W/R	FAYETTE LOCAL SCHOOL	160.00	10/31/2017
059365	10/09/2017	W/R	GRAINGER	67.51	10/31/2017
059366	10/09/2017	W/R	GREAT LAKES BIOMEDICAL LTD	270.00	10/31/2017
059367	10/09/2017	W/R	HOUGHTON MIFFLIN HARCOURT	7.02	10/31/2017
059368	10/09/2017	W/R	Vendor not on file	791.66	10/31/2017
059369	10/09/2017	W/R	JEFF DUNFORD	90.00	10/31/2017
059370	10/09/2017	W/R	K & K COLLISION	1,717.50	10/31/2017
059371	10/09/2017	W/R	KENN-FELD GROUP, LLC	379.28	10/31/2017
059372	10/09/2017	W/R	LAURIE GOMBASH	812.50	10/31/2017
059373	10/09/2017	W/R	LIBERTY CENTER BOARD OF ED.	300.00	10/31/2017
059374	10/09/2017	W/R	LYNNE CLAY	70.00	10/31/2017
059375	10/09/2017	W/R	LYONS LP GAS, INC	4,732.92	10/31/2017
059376	10/09/2017	W/R	MR. LIGHTBULB	2,813.30	10/31/2017
059377	10/09/2017	W/R	NETWORK SERVICES COMPANY	989.02	10/31/2017
059378	10/09/2017	W/R	Northwest Ohio Educational	45.60	10/31/2017
059379	10/09/2017	W/R	OFFICE DEPOT BUSINESS SERVICES	311.87	10/31/2017
059380	10/09/2017	W/R	OHIO ART EDUCATION ASSOCIATION	365.00	10/31/2017
059381	10/09/2017	W/R	P & R COMMUNICATIONS, INC.	134.73	10/31/2017
059382	10/09/2017	W/W	PARKER TIRE SALES & SERVICE	3,957.41	
059383	10/09/2017	W/R	PAZIA CORPORATION	385.00	10/31/2017
059384	10/09/2017	W/R	PESI	99.99	10/31/2017
059385	10/09/2017	W/R	PIONEER MFG. COMPANY	105.00	10/31/2017
059386	10/09/2017	W/R	RED BARN SALES & SERVICE	6,200.00	10/31/2017
059387	10/09/2017	W/R	SCHOLASTIC BOOK CLUBS	202.00	10/31/2017
059388	10/09/2017	W/R	SCHOLASTIC INC.	582.06	10/31/2017
059389	10/09/2017	W/R	SHERWIN WILLIAMS	112.40	10/31/2017
059390	10/09/2017	W/R	SIMPLEXGRINNELL	900.52	10/31/2017
059391	10/09/2017	W/R	SPORTS PLACE	2,540.00	10/31/2017
059392	10/09/2017	W/R	SUNBELT RENTALS	1,412.04	10/31/2017
059393	10/09/2017	W/R	TED HASELMAN	686.91	10/31/2017
059394	10/09/2017	W/R	TOM SEXTON & ASSOCIATES	9,112.20	10/31/2017
059395	10/09/2017	W/R	TRANSPORTATION ACCESSORIES	595.61	10/31/2017
059396	10/09/2017	W/R	TREASURER, STATE OF OHIO,	692.25	10/31/2017
059397	10/09/2017	W/R	XTRAMAN FUNDRAISING	3,200.00	10/31/2017
059398	10/13/2017	C/R	TREASURER	288,482.93	10/31/2017
059399	10/10/2017	W/R	U.S. BANK EQUIPMENT FINANCE	3,291.07	10/31/2017
059400	10/12/2017	B/R	Vendor not on file	6.00	10/31/2017
059401	10/13/2017	W/R	BRENDA McCULLOUGH	35.00	10/31/2017
059402	10/13/2017	W/R	CEV MULTIMEDIA	500.00	10/31/2017
059403	10/13/2017	W/R	CONCEPT PRINTING	123.70	10/31/2017
059404	10/13/2017	W/R	CONSTANCE HASAPES	39.00	10/31/2017

Check#	Check Date	Org Sta	Vendor Paid	Check Amount	Status Date
059405	10/13/2017	W/R	FISHER SCIENCE EDUCATION	164.31	10/31/2017
059406	10/13/2017	W/R	COMMUNITY MARKETS	93.99	10/31/2017
059407	10/13/2017	W/R	GORDON FOOD SERVICE	14,267.25	10/31/2017
059408	10/13/2017	W/R	HANKS SALES & SERVICE, INC.	144.00	10/31/2017
059409	10/13/2017	W/R	HOSPITAL PURCHASING SERVICE	1,065.06	10/31/2017
059410	10/13/2017	W/R	Vendor not on file	65.00	10/31/2017
059411	10/13/2017	W/R	NATE RUPLÉ	277.14	10/31/2017
059412	10/13/2017	W/R	National Geographic Bee	120.00	10/31/2017
059413	10/13/2017	W/R	NICKLES BAKERY INC.	802.86	10/31/2017
059414	10/13/2017	W/R	PENNY EARL	70.00	10/31/2017
059415	10/13/2017	W/R	PRO DJ'S OHIO	300.00	10/31/2017
059416	10/13/2017	W/R	REITER	2,392.96	10/31/2017
059417	10/13/2017	W/R	SCHOLASTIC INC.	313.17	10/31/2017
059418	10/13/2017	W/R	TIM DURFEY	40.00	10/31/2017
059419	10/13/2017	W/R	TRACEY COLE	106.80	10/31/2017
059420	10/13/2017	W/R	TREASURER, STATE OF OHIO	779.75	10/31/2017
059421	10/13/2017	W/R	ULTIMATE OFFICE	208.50	10/31/2017
059422	10/13/2017	W/R	VALERO MARKETING & SUPPLY CO.	1,192.00	10/31/2017
059423	10/18/2017	W/R	FRIENDS BUSINESS SOURCE	75.00	10/31/2017
059424	10/18/2017	W/R	ITsavvy LLC	710.55	10/31/2017
059425	10/18/2017	W/W	NWOASBO	105.00	
059426	10/18/2017	W/R	OHIO GAS COMPANY	854.80	10/31/2017
059427	10/18/2017	W/R	PRO-TUFF DECALS	96.24	10/31/2017
059428	10/18/2017	W/W	STEPHANIE WEBSTER	100.00	
059429	10/18/2017	W/R	TOLEDO EDISON CO.	31,150.55	10/31/2017
059430	10/18/2017	W/R	VILLAGE OF DELTA	3,141.67	10/31/2017
059432	10/23/2017	W/R	MT BUSINESS TECHNOLOGIES	450.18	10/31/2017
059433	10/23/2017	W/R	TIME WARNER CABLE, INC.	1,052.02	10/31/2017
059434	10/23/2017	W/R	VISA/F & M STATE BANK	5,244.04	10/31/2017
059435	10/27/2017	C/R	TREASURER	296,268.03	10/31/2017
059436	10/30/2017	W/W	AMY BOSTWICK	715.00	
059437	10/30/2017	W/W	AMY ROTH	755.00	
059438	10/30/2017	W/W	ANITA PRICE	660.00	
059439	10/30/2017	W/W	ANTHONY CARRIZALES	390.00	
059440	10/30/2017	W/W	BRUCE HISTED	390.00	
059441	10/30/2017	W/W	JANE FOOR	715.00	
059442	10/30/2017	W/R	JENNIFER BOLLINGER	1,165.00	10/31/2017
059443	10/30/2017	W/R	KARA CHIESA	390.00	10/31/2017
059444	10/30/2017	W/W	KATHLEEN TROWBRIDGE	715.00	
059445	10/30/2017	W/W	KELLY FINNEN	390.00	
059446	10/30/2017	W/W	KIM MEWBORN	140.00	
059447	10/30/2017	W/W	KIRSTEN MIGNIN	850.00	
059448	10/30/2017	W/R	LINDA DURDEL	270.00	10/31/2017
059449	10/30/2017	W/W	Lisa Schmude	270.00	
059450	10/30/2017	W/W	MARY KATHRYN CURRIER-FORD	390.00	
059451	10/30/2017	W/W	MEGAN CARRIZALES	390.00	
059452	10/30/2017	W/W	NATHAN FOX	1,080.00	
059453	10/30/2017	W/W	PAULA WOZNIK	270.00	
059454	10/30/2017	W/W	RYAN RIPKE	390.00	
059455	10/30/2017	W/W	SHARON SMITH	270.00	
059456	10/30/2017	W/W	WENDY CREW	475.00	
059457	10/30/2017	W/W	WENDY GUTOWITZ	1,030.00	



Check#	Check Date	Org Sta	Vendor Paid	Check Amount	Status Date
059458	10/31/2017	W/W	ACE HARDWARE	247.63	
059459	10/31/2017	W/W	ACME	888.90	
059460	10/31/2017	W/W	AMERICAN PIZZA BOX	267.83	
059461	10/31/2017	W/W	BAKER'S GAS & WELDING SUPPLIES	7.92	
059462	10/31/2017	W/W	BARNES & NOBLE COLLEGE	1,255.64	
059463	10/31/2017	W/W	BETH JUBY	91.49	
059464	10/31/2017	W/W	BLICK ART MATERIALS	47.12	
059465	10/31/2017	W/W	BUEHRER POWER EQUIP. INC	217.81	
059466	10/31/2017	W/W	CREATIVE DESIGNS	146.00	
059467	10/31/2017	W/W	DELTA HARDWARE & INDUSTRIAL,	480.95	
059468	10/31/2017	W/W	DROSSCO CUSTOM HARDWOOD	2,600.00	
059469	10/31/2017	W/W	EARL MECHANICAL SERVICES, INC	14,396.26	
059470	10/31/2017	W/W	ERIC ROBERTSON	36.00	
059471	10/31/2017	W/W	FALOR FARM CENTER	37.89	
059472	10/31/2017	W/W	FASTENAL	409.65	
059473	10/31/2017	W/W	FORREST AUTO SUPPLY	799.97	
059474	10/31/2017	W/W	GRAINGER	1,229.40	
059475	10/31/2017	W/W	GREAT LAKES BIOMEDICAL LTD	160.00	
059476	10/31/2017	W/W	HOME DEPOT/GEFC	546.34	
059477	10/31/2017	W/W	J.W. PEPPER, INC.	80.98	
059478	10/31/2017	W/W	JAMES WOLPERT	240.75	
059479	10/31/2017	W/W	JJM ASSOCIATES, INC.	109.36	
059480	10/31/2017	W/W	Vendor not on file	61.00	
059481	10/31/2017	W/W	JOHN JR. TROWBRIDGE	165.55	
059482	10/31/2017	W/W	JON MIGNIN	89.32	
059483	10/31/2017	W/W	JOSTENS, INC	2,258.51	
059484	10/31/2017	W/W	KAPCO	251.68	
059485	10/31/2017	W/W	KARA CHIESA	30.00	
059486	10/31/2017	W/W	KERN HEATING, COOLING, &	215.00	
059487	10/31/2017	W/W	AIM MEDIA MIDWEST OPERATING	67.20	
059488	10/31/2017	W/W	LIGHTSPEED SYSTEMS, INC.	3,250.00	
059489	10/31/2017	W/W	LINDSAY ROE	171.25	
059490	10/31/2017	W/W	LOOK AT ME SIGNS, GRAPHICS AND	87.00	
059491	10/31/2017	W/W	LYONS LP GAS, INC	5,033.47	
059492	10/31/2017	W/W	MCELHENY LOCKSMITHS	4.00	
059493	10/31/2017	W/W	MELLOCRAFT	1,850.45	
059494	10/31/2017	W/W	NEOFUNDS BY NEOPOST	700.00	
059495	10/31/2017	W/W	Northwest Ohio Educational	70.00	
059496	10/31/2017	W/W	Ohio CAT	2,762.62	
059497	10/31/2017	W/W	OHIO GAS COMPANY	42.65	
059498	10/31/2017	W/W	OSBA	885.00	
059499	10/31/2017	W/W	OTTO'S SCOREBOARD REPAIR	1,200.00	
059500	10/31/2017	W/W	PARKER TIRE SALES & SERVICE	105.00	
059501	10/31/2017	W/W	PAZIA CORPORATION	190.00	
059502	10/31/2017	W/W	POSTMASTER	225.00	
059503	10/31/2017	W/W	REALLY GREAT READING	95.00	
059504	10/31/2017	W/W	REPUBLIC SERVICES	3,576.10	
059505	10/31/2017	W/W	ROSE PEST SOLUTIONS	220.00	
059506	10/31/2017	W/W	SARAH FUERSTENAU	12.00	
059507	10/31/2017	W/W	SCHOLASTIC INC.	3,476.00	
059508	10/31/2017	W/W	SCREEN PRINTED PRODUCTS	3,906.85	
059509	10/31/2017	W/W	SELECT STONE COMPANY LLC	172.20	

Date: 11/02/2017

C H E C K   R E G I S T E R  
Processing Month: October 2017  
PIKE-DELTA-YORK LOCAL SCHOOLS

Page: 4  
(CHKREG)

Check#	Check Date	Org Sta	Vendor Paid	Check Amount	Status Date
059510	10/31/2017	W/W	STEPHANIE WEBSTER	100.00	
059511	10/31/2017	W/W	TIM GILLEN	131.54	
059512	10/31/2017	W/W	TIME WARNER CABLE, INC.	264.44	
059513	10/31/2017	W/W	TOLEDO ARENA SPORTS	1,010.00	
059514	10/31/2017	W/W	TOLEDO EDISON CO.	102.37	
059515	10/31/2017	W/R	TREASURER	23.60	10/31/2017
059516	10/31/2017	W/W	TRIUMPH LEARNING	5,673.80	
059517	10/31/2017	W/W	U.S. BANK EQUIPMENT FINANCE	4,142.87	
059518	10/31/2017	W/W	Vendor not on file	1,050.00	
059519	10/31/2017	W/W	VESCO OIL CORPORATION	6,390.64	
059520	10/31/2017	W/W	WMTR RADIO	504.00	
090066	10/27/2017	M/M	SCHOOL EMPLOYEES	21,000.00	
090067	10/27/2017	M/M	STATE TEACHERS RETIRE-	66,006.00	
900052	10/09/2017	M/M	OHI-NBHP	141,818.59	
900053	10/09/2017	M/M	OHI-NBHP	12,848.00	
900054	10/09/2017	M/M	OHI-NBHP	3,043.13	
900055	10/09/2017	M/M	OHI-NBHP	551.59	
900056	10/13/2017	M/M	TREASURER	4,116.71	
900057	10/13/2017	M/M	TREASURER	405.33	
900058	10/13/2017	M/M	TREASURER	2,322.78	
900059	10/13/2017	M/M	TREASURER	1,300.03	
900060	10/27/2017	M/M	TREASURER	4,216.87	
900061	10/27/2017	M/M	TREASURER	305.33	
900062	10/27/2017	M/M	TREASURER	2,314.03	
900063	10/27/2017	M/M	TREASURER	1,300.03	
900064	10/18/2017	M/M	BANK OF NEW YORK	300,000.00	
900065	10/18/2017	M/M	US BANK	1,150,278.75	
Total Checks Issued				\$ 2,506,941.21	



Date: 11/02/2017  
 Time: 2:47 pm

PIKE-DELTA-YORK LOCAL SCHOOLS  
 Financial Report by Fund/SCC

Page: 1  
 (FINSUM)

Fund #	Fund Description	FYTD Receipts	MTD Expenditures	FYTD Expenditures	Current Fund Balance	Current Encumbrances	Unencumbered Fund Balance	Bank Code
Begin	MTD Receipts							
001 0000	GENERAL FUND							
3,702,755.02	731,588.55	5,092,378.91	1,062,225.57	4,525,644.60	4,269,489.33	415,714.79	3,853,774.54	
001 9000	GENERAL FUND - TECHNOLOGY							
6,365.26	50.00	10,850.00	3,250.00	8,018.97	9,196.29	754.20	8,442.09	
002 9009	BOND RETIREMENT - O.S.F.C.							
882,018.94	549.00	293,601.17	300,000.00	306,902.30	868,717.81	0.00	868,717.81	
002 9799	BOND RETIREMENT - REFINANCING 2015							
446,764.28	522.20	279,278.66	1,150,278.75	1,156,844.34	430,801.40-	0.00	430,801.40-	
003 0000	PERMANENT IMPROVEMENT FUND							
84,754.87	0.00	0.00	0.00	171,490.00	86,735.13-	0.00	86,735.13-	
004 9007	BUILDING FUND-LFI-LOCAL PROJECTS							
0.00	0.00	0.00	0.00	0.00	0.00	0.00	0.00	
004 9009	BUILDING FUND-PROJECT LFI'S							
741.06	0.00	0.00	0.00	0.00	741.06	0.00	741.06	
006 0000	FOOD SERVICE FUND							
55,834.24	49,597.98	99,765.20	44,827.94	166,140.03	10,540.59-	58,467.08	69,007.67-	
007 9001	BEN ATHERTON MEMORIAL SCHOLARSHIP							
3,000.00	0.00	0.00	0.00	0.00	3,000.00	0.00	3,000.00	
007 9002	NATE PARSONS MEMORIAL SCHOLARSHIP							
1,425.00	0.00	1,020.00	0.00	0.00	2,445.00	0.00	2,445.00	
007 9100	CLYDE J KINNEY SCHOLARSHIP FUND							
26,233.65	0.00	99.32	0.00	0.00	26,332.97	0.00	26,332.97	
007 9290	COACH CORY'S BACKPACK BUDDIES							
3,653.83	98.78	1,332.78	0.00	237.49	4,749.12	3,362.51	1,386.61	
007 9300	TOMMY CHILDRESS JR. MEMORIAL SCHOLARSHIP							
4,829.37	0.00	18.28	0.00	0.00	4,847.65	0.00	4,847.65	
007 9400	PDYLS D BOARD OF EDUCATION SCHOLARSHIP							
0.00	0.00	0.00	0.00	600.00	600.00-	0.00	600.00-	
007 9500	PDY FACULTY & STAFF MEMORIAL SCHOLARSHIP							
33,515.40	149.46	496.34	0.00	0.00	34,011.74	0.00	34,011.74	
007 9600	DALE E ADAMS SCHOLARSHIP FUND							
500.00	0.00	0.00	0.00	0.00	500.00	0.00	500.00	

Date: 11/02/2017  
 Time: 2:47 pm

PIKE-DELTA-YORK LOCAL SCHOOLS  
 Financial Report by Fund/SCC

Page: 2  
 (FINSUM)

Fund #	Fund Description	FYTD Receipts	MTD Expenditures	FYTD Expenditures	Current Fund Balance	Current Encumbrances	Unencumbered Fund Balance	Bank Code
007 9700	RICHARD BASICH MEMORIAL SCHOLARSHIP FUND	0.00	0.00	0.00	0.00	0.00	0.00	
007 9800	CLASS OF 1956 MEMORIAL SCHOLARSHIP	2,456.60	0.00	9.30	0.00	2,465.90	2,465.90	
007 9900	RICHARD SELL MEMORIAL SCHOLARSHIP	503,745.91	0.00	1,907.12	0.00	505,653.03	505,653.03	
007 9990	SPROW BUCKS - TEACHER GRANT AWARD	3,111.24	0.00	0.00	481.00	2,630.24	2,587.06	
009 0000	UNIFORM SCHOOL SUPPLY FUND	0.00	0.00	0.00	0.00	0.00	0.00	
009 9100	U.S.S.F. - DELTA ELEMENTARY	0.00	0.00	0.00	26,045.22	26,045.22-	26,672.72-	
009 9200	U.S.S.F. - DELTA M.S.	0.00	0.00	5,315.86	15,465.92	15,465.92-	21,245.44-	
009 9300	U.S.S.F. - DELTA H.S.	0.00	0.00	2,256.48	14,578.63	14,578.63-	15,281.43-	
010 9008	OSFC - STATE SHARE	0.00	0.00	0.00	0.00	0.00	0.00	
010 9009	OFSC - LOCAL SHARE-CFAP	0.00	0.00	0.00	0.00	0.00	0.00	
018 9002	DELTA ELEMENTARY	18,773.37	3,657.47	7,443.65	2,578.00	3,214.06	23,002.96	4,980.00
018 9005	DELTA MIDDLE SCHOOL	3,440.41	475.00	1,515.48	674.84	792.21	4,163.68	2,046.98
018 9006	DELTA HIGH SCHOOL	2,161.12	29.21	120.77	148.60	502.60	1,779.29	0.00
019 9171	WELLNESS GRANT	2,720.00	0.00	2,760.00	0.00	0.00	5,480.00	0.00
019 9172	H.S.T.W. GRANT	0.00	0.00	0.00	0.00	1,850.53	1,850.53-	0.00
019 9173	J. PATTERSON LIBRARY GRANT	5,000.00	0.00	0.00	0.00	5,000.00	5,000.00	0.00

Date: 11/02/2017  
 Time: 2:47 pm

PIKE-DELTA-YORK LOCAL SCHOOLS  
 Financial Report by Fund/SCC

Page: 3  
 (FINSUM)

Fund #	Fund Description	FYTD Receipts	MTD Expenditures	FYTD Expenditures	Current Fund Balance	Current Encumbrances	Unencumbered Bank Fund Balance	Bank Code
Begin Balance	MTD Receipts							
019 9174	21st CENTURY GRANT							
2.98	0.00	0.00	0.00	0.00	2.98	0.00	2.98	
034 9009	PERMANENT IMPROVEMENT - O.S.F.C. PROJECT							
37,208.50	57.54	31,275.81	30,322.83	88,151.17	19,666.86-	37,075.17	56,742.03-	
200 9002	CLASS OF 2008							
0.00	0.00	0.00	0.00	0.00	0.00	0.00	0.00	
200 9003	CLASS OF 2009							
0.00	0.00	0.00	0.00	0.00	0.00	0.00	0.00	
200 9004	CLASS OF 2010							
0.00	0.00	0.00	0.00	0.00	0.00	0.00	0.00	
200 9005	CLASS OF 2011							
0.00	0.00	0.00	0.00	0.00	0.00	0.00	0.00	
200 9006	Class Of 2012							
0.00	0.00	0.00	0.00	0.00	0.00	0.00	0.00	
200 9007	CLASS OF 2013							
0.00	0.00	0.00	0.00	0.00	0.00	0.00	0.00	
200 9008	CLASS OF 2014							
0.00	0.00	0.00	0.00	0.00	0.00	0.00	0.00	
200 9009	CLASS OF 2015							
300.45	0.00	0.00	0.00	0.00	300.45	0.00	300.45	
200 9010	CLASS OF 2016							
0.00	0.00	0.00	0.00	0.00	0.00	0.00	0.00	
200 9011	CLASS OF 2017							
146.20	0.00	0.00	0.00	0.00	146.20	0.00	146.20	
200 9012	CLASS OF 2018							
8,598.74	464.00	489.00	780.30	803.49	8,284.25	89.25	8,195.00	
200 9013	Class Of 2019							
720.50	3,290.00	3,290.00	300.00	300.00	3,710.50	839.94	2,870.56	
200 9020	CLASS OF 2020							
871.56	0.00	0.00	0.00	0.00	871.56	0.00	871.56	
200 9021	CLASS OF 2021							
620.81	353.58	353.58	0.00	0.00	974.39	100.00	874.39	

Date: 11/02/2017  
 Time: 2:47 pm

PIKE-DELTA-YORK LOCAL SCHOOLS  
 Financial Report by Fund/SCC

Page: 4  
 (FINSUM)

Fund #	Fund Description	FYTD Receipts	MTD Expenditures	FYTD Expenditures	Current Fund Balance	Current Encumbrances	Unencumbered Fund Balance	Bank Code
200 9022	CLASS OF 2022	10,029.77	0.00	0.00	20,499.27	5,400.00	15,099.27	
	Begin Balance							
	MTD Receipts							
200 9023	CLASS OF 2023	10,576.15	1,010.00	5,483.00	10,112.54	6,000.00	4,112.54	
	Begin Balance							
	MTD Receipts							
200 9024	CLASS OF 2024	23,843.08	0.00	0.00	26,358.75	16,147.00	10,211.75	
	Begin Balance							
	MTD Receipts							
200 9025	CLASS OF 2025	14,647.90	0.00	0.00	14,647.90	10,500.00	4,147.90	
	Begin Balance							
	MTD Receipts							
200 9050	MIDDLE SCHOOL DRAMA CLUB	0.00	0.00	0.00	0.00	0.00	0.00	
	Begin Balance							
	MTD Receipts							
200 9150	MIDDLE SCHOOL SCIENCE CLUB	0.00	0.00	0.00	737.47	0.00	737.47	
	Begin Balance							
	MTD Receipts							
200 9250	FRENCH CLUB	0.00	0.00	0.00	0.00	0.00	0.00	
	Begin Balance							
	MTD Receipts							
200 9280	SPANISH CLUB	0.00	0.00	0.00	2,125.40	100.00	2,025.40	
	Begin Balance							
	MTD Receipts							
200 9320	FCCLA	0.00	0.00	0.00	3,684.16	0.00	3,684.16	
	Begin Balance							
	MTD Receipts							
200 9330	FFA	3,831.73	0.00	2,556.20	4,852.64	3,102.51	1,750.13	
	Begin Balance							
	MTD Receipts							
200 9340	FTA	0.00	0.00	0.00	0.00	0.00	0.00	
	Begin Balance							
	MTD Receipts							
200 9380	MEDS	0.00	0.00	0.00	0.00	0.00	0.00	
	Begin Balance							
	MTD Receipts							
200 9540	MINI-CHEERLEADING GROUP	0.00	0.00	0.00	0.00	0.00	0.00	
	Begin Balance							
	MTD Receipts							
200 9550	M.S. SPIRIT CLUB/CHEERLEADERS	0.00	0.00	0.00	2,336.58	0.00	2,336.58	
	Begin Balance							
	MTD Receipts							
200 9553	CHEERLEADERS HIGH SCHOOL	1,304.00	117.00	1,371.50	3,429.83	0.00	3,429.83	
	Begin Balance							
	MTD Receipts							
200 9610	H.S. STUDENT COUNCIL	215.00	0.00	100.00	3,629.94	1,000.00	2,629.94	
	Begin Balance							
	MTD Receipts							















Date: 11/02/2017  
 Time: 2:47 pm

PIKE-DELTA-YORK LOCAL SCHOOLS  
 Financial Report by Fund/SCC

Page: 10  
 (FINSUM)

Fund #	Fund Description	FYTD Receipts	MTD Expenditures	FYTD Expenditures	Current Fund Balance	Current Encumbrances	Unencumbered Fund Balance	Bank Code	
Begin Balance	MTD Receipts								
587 9015	ECSE, PRESCHOOL FY15 FLOW THRU GRANT	0.00	0.00	0.00	0.00	0.00	0.00		
587 9016	ECSE, PRESCHOOL FY16 FLOW THRU GRANT	0.00	0.00	0.00	0.00	0.00	0.00		
587 9017	ECSE, PRESCHOOL FY17 FLOW THRU GRANT	0.00	0.00	0.00	0.00	0.00	0.00		
587 9112	ECSE, PRESCHOOL FY12 FLOW THRU GRANT	0.00	0.00	0.00	0.00	0.00	0.00		
590 9011	TITLE II-A FY11	0.00	0.00	0.00	0.00	0.00	0.00		
590 9013	TITLE II-A FY13	0.00	0.00	0.00	0.00	0.00	0.00		
590 9014	TITLE II-A FY14	0.00	0.00	0.00	0.00	0.00	0.00		
590 9015	TITLE II-A FY15	0.00	0.00	0.00	0.00	0.00	0.00		
590 9016	TITLE II-A FY16	0.00	0.00	0.00	0.00	0.00	0.00		
590 9017	TITLE II-A FY17	1,665.81	0.00	0.00	11,244.06	9,578.25-	9,578.25-		
590 9018	TITLE II-A 2017-18	0.00	0.00	4,857.62	9,715.24	9,715.24-	9,715.24-		
590 9112	TITLE II-A FY12	0.00	0.00	0.00	0.00	0.00	0.00		
590 9910	TITLE II-A FY10	0.00	0.00	0.00	0.00	0.00	0.00		
599 9013	MISCELLANEOUS FEDERAL GRANTS - FOOD EXPANSION	0.00	0.00	0.00	1,767.76	0.00	1,767.76		
599 9018	21st CENTURY GRANT	0.00	0.00	599.30	599.30	599.30-	51,548.15-		
GRAND TOTALS:		5,946,727.56	843,943.72	5,986,838.67	2,636,721.62	6,637,787.73	5,295,778.50	652,849.19	4,642,929.31



# PIKE DELTA YOUR LOCAL SCHOOLS

## Unencumbered Liabilities (Then & Now)

October 2017

<b>Vendor</b>	<b>Invoice Date</b>	<b>P.O. #</b>	<b>P.O. Date</b>	<b>Amount of Invoice</b>
U.S. Bank - Debt Service	9/13/2017	1800577	10/18/2017	\$ 1,150,278.75
Bank of New York - Debt Service	9/6/2017	1800576	10/18/2017	\$ 300,000.00

**PIKE DELTA YOUR LOCAL SCHOOLS**


Fund to Fund Transfers / Advances

October 2017

<i>From</i>				
<u>Fund</u>		<u>T</u>		<u>Amount</u>
		<u>A</u>		
<b>Total</b>				<b>\$ -</b>

<i>To</i>				
<u>Fund</u>		<u>T</u>		<u>Amount</u>
		<u>A</u>		
<b>Total</b>				<b>\$ -</b>

10/31/2017  
Date

  
Matt A. Feasel, CFO/Treasurer

# Pike Delta York Local School District

## Donations

October 2017

---

Trinity Lutheran Church	Cory's Backpack Buddies	\$ 59.78
PAC	Boys & Girls Basketball	\$1,500.00
PAC	Baseball Uniforms	\$2,084.00
Barnes Funeral Chapel	Elementary PBIS	\$50.00
Barnes Funeral Chapel	MS Pride/Caught You Being Good	\$ 50.00



**PIKE DELTA YORK LOCAL  
SCHOOL DISTRICT  
2017-18 Appropriations**

---

			<u>Initial 2017-18 Appropriations</u>
001	0000	GENERAL FUND	14,063,844.00
001	9000	TECHNOLOGY MAINTENANCE & INSURANCE	10,000.00
002	9009	BOND RETIREMENT 2008-09 - OSFC	705,000.00
002	9799	BOND RETIREMENT 2006 - REFUNDING	925,000.00
003	0000	PERMANENT IMPROVEMENT FUND	200,000.00
006	0000	FOOD SERVICE FUND	475,000.00
007	9001	BEN ATHERTON MEMORIAL SCHOLARSHIP	1,000.00
007	9002	NATE PARSONS MEMORIAL SCHOLARSHIP	500.00
007	9100	CLYDE J KINNEY SCHOLARSHIP FUND	0.00
007	9290	COACH CORY'S BACKPACK BUDDIES	5,000.00
007	9300	TOMMY CHILDRESS JR. MEMORIAL SCHOLARSHIP	1,000.00
007	9400	PDYLS D BOARD OF EDUCATION SCHOLARSHIP	1,000.00
007	9500	PDY FACULTY & STAFF SCHOLARSHIP	500.00
007	9600	DALE E ADAMS SCHOLARSHIP FUND	500.00
007	9700	RICHARD BASICH MEMORIAL SCHOLARSHIP FUND	0.00
007	9800	CLASS OF 1956 MEMORIAL SCHOLARSHIP	1,000.00
007	9900	RICHARD SELL MEMORIAL SCHOLARSHIP	8,000.00
007	9990	SPROW BUCKS - TEACHER GRANT AWARD	3,000.00
009	9100	U.S.S.F. - DELTA ELEMENTARY	15,000.00
009	9200	U.S.S.F. - DELTA MIDDLE SCHOOL	15,000.00
009	9300	U.S.S.F. - DELTA HIGH SCHOOL	25,000.00
018	9002	DELTA ELEMENTARY PRINCIPAL SUPPORT FUND	25,000.00
018	9005	M.S. PRINCIPAL SUPPORT FUND	20,000.00
018	9006	H.S. PRINCIPAL SUPPORT FUND	15,000.00
019	9171	WELLNESS GRANT	3,000.00
019	9172	H.S.T.W. GRANT	2,000.00
019	9173	J. PATTERSON LIBRARY GRANT	5,000.00
019	9174	21ST CENTURY GRANT - MIDDLE SCHOOL	5,000.00
034	9009	O.S.F.C. MAINTENANCE FUND	100,000.00
200	9009	CLASS OF 2015	300.45
200	9010	CLASS OF 2016	0.00
200	9011	CLASS OF 2017	146.20
200	9012	CLASS OF 2018	8,500.00
200	9013	CLASS OF 2019	18,000.00
200	9020	CLASS OF 2020	10,000.00
200	9021	CLASS OF 2021	10,000.00
200	9022	CLASS OF 2022	4,846.00
200	9023	CLASS OF 2023	15,000.00

**PIKE DELTA YORK LOCAL  
SCHOOL DISTRICT  
2017-18 Appropriations**

---

			<u>Initial 2017-18 Appropriations</u>
200	9024	CLASS OF 2024	15,000.00
200	9150	MIDDLE SCHOOL SCIENCE CLUB	0.00
200	9250	FRENCH CLUB	0.00
200	9280	SPANISH CLUB	0.00
200	9320	FCCLA	0.00
200	9330	FFA	0.00
200	9340	FTA	0.00
200	9380	MEDS	0.00
200	9550	M.S. CHEERLEADERS	0.00
200	9553	H.S. CHEERLEADERS	0.00
200	9610	H.S. STUDENT COUNCIL	0.00
200	9611	JR. HI STUDENT COUNCIL	0.00
200	9650	H.S. SADD	0.00
200	9651	M.S. SADD	0.00
200	9689	DEL HI	0.00
200	9690	GREEN & WHITE	0.00
200	9691	M.S. YEARBOOK	0.00
200	9710	H.S. NATIONAL HONOR SOCIETY	0.00
200	9711	JR. HIGH NATIONAL HONOR SOCIETY	0.00
300	9200	DESTINATION IMAGINATION	0.00
300	9350	ART/TECH CLUB	0.00
300	9440	HIGH SCHOOL BAND	0.00
300	9470	CHORAL-DELAIRE	0.00
300	9490	HIGH SCHOOL MUSICAL	0.00
300	9500	ATHLETIC FUND	0.00
300	9501	BASEBALL TEAM	0.00
300	9502	BASKETBALL TEAM - BOYS	0.00
300	9503	SOCCER TEAM - GIRLS	0.00
300	9504	FOOTBALL TEAM	0.00
300	9505	CROSS COUNTRY TEAM - BOYS	0.00
300	9506	GOLF TEAM	0.00
300	9507	TRACK TEAM - BOYS & GIRLS	0.00
300	9508	SQUARE ONE ART FUNDRAISER	0.00
300	9509	BASKETBALL TEAM - GIRLS	0.00
300	9510	SOFTBALL TEAM	0.00
300	9513	SOCCER TEAM - BOYS	0.00
300	9514	VOLLEYBALL TEAM	0.00
300	9516	BOWLING TEAM	0.00

**PIKE DELTA YORK LOCAL  
SCHOOL DISTRICT  
2017-18 Appropriations**

---

			<u>Initial 2017-18 Appropriations</u>
461	9017	VOCATIONAL AG. 5TH QUARTER 2016-17	4,195.80
461	9018	VOCATIONAL AG. 5TH QUARTER 2017-18	4,195.80
572	9017	TITLE I 2016-17	69,109.81
572	9018	TITLE I 2017-18	152,752.89
590	9017	TITLE II-A 2016-17	3,165.60
590	9018	TITLE II-A 2017-18	31,428.56
<b>Total</b>			<hr/> <b>16,976,985.11</b>