



PIKE DELTA YORK
LOCAL
SCHOOL DISTRICT



Monthly Financial Report – November 2018

December 19th, 2018

Matt A. Feasel, Treasurer/C.F.O.



December 19, 2018

Dear Members of the Pike Delta York Board of Education:

The following pages represent the financial status of the Pike Delta York Local School District as of November 30th, 2018 for all funds submitted for your consideration. Please review the following:

1. General, Revenue & Budget Analysis
2. Cash Reconciliation Report
3. Investment Register
4. Financial Report by Fund
5. Monthly Check Register
6. Unencumbered Liabilities Register
7. Transfer and Advance Register
8. Donations to the District
9. Appropriation Revision for the month of November and fiscal year 2018-19.

As always, if you should have any questions or need any additional information, please feel free to contact me at any time at 419-822-3391, Ext 5103.

Respectfully Submitted,

Matt A. Feasel, Treasurer/CFO
Pike Delta York Local School District

PIKE DELTA YORK LOCAL SCHOOL DISTRICT Monthly Financial Narrative

General Fund Analysis

This document is prepared in an attempt to summarize the cash position of the Pike Delta York Local School District as of the end of November, 2018. This analysis incorporates four (4) different areas:

1. 2018-19 Fiscal Year Estimate – This column represents the actual cash balance on July 1, 2018 (\$ 3,164,101.30) at the beginning of the fiscal year. It also contains the projected revenue from July 1, 2018 to June 30, 2019, (\$ 14,691,147.00); the projected expenditure level (\$ 14,735,000.00) and the projected ending balance (\$ 3,120,248.30) on June 30, 2019.
2. November 2018 Actual – This column represents actual activity for the month of November, 2018.
3. 2018-19 Fiscal Y-T-D – This column represents actual activity from the 1st of July, 2018 through the end of November, 2018.

SUMMARY

Our cash balance continues to be less than where we anticipated again this month. We continue to play catch-up from our revenue being less than we anticipated for the first half of the year. Our revenue for the month did exceed our projections but not by much. Our expenditures are slightly higher but nothing of significance. We will continue to monitor our revenue sources because they seem to be the primary reason for the shortfall. The amount is not significant but if it continues to run less than our projections, we may have to adjust accordingly on the budget side.

Pike Delta York Local Schools

General Fund Analysis

November 2018

| | 2018-19 Estimate | November 2018 Summary | 2018-19 Fiscal Y-T-D |
|--|---------------------|--------------------------|-------------------------|
| Beginning Balance | 3,164,101.30 | 3,817,184.48 | 3,164,101.30 |
| Revenue | 14,691,147.00 | 718,324.64 | 6,322,374.55 |
| Expenditures | 14,735,000.00 | 1,193,298.67 | 6,144,265.40 |
| Ending Balance | <u>3,120,248.30</u> | <u>3,342,210.45</u> | <u>3,342,210.45</u> |
| Projected Ending Balance - November 2018 | | 3,535,987.00 | |
| Variance | | -193,776.55 | |

PIKE DELTA YORK LOCAL SCHOOL DISTRICT Monthly Financial Narrative

General Fund Revenue Analysis

This document evaluates our sources of revenue.

1. 2018-19 Estimates – This column represents the most current revenue projections from July 1st, 2018 through June 30th, 2019.
2. Projected Revenue for November of 2018 – This column represents the estimated revenue that the district anticipated receiving during the month November.
3. November 2018 Actual - This column represents actual cash receipts received during the month of November of 2018.
4. 2018-19 Projected – This column represents the estimated revenue from July 2018 through November 2018.
5. 2018-19 Actual – This column represents actual cash receipts received from July of 2018 through November of 2018.
6. Variance - This column represents the estimated revenue from July 2018 through November 2018 (Column 4) minus the actual receipts that we have actually received during that same time period (Column 5) to give us a variance for comparison purposes.
7. Percentage Received – Revenue actually received divided by the anticipated revenue.

SUMMARY

Our revenue remains ahead of where we were a year ago in terms of year-to-date receipts. As you can see, November is a very slow month in terms of revenue collections. Investments did well for October, receipts for open enrollment tuition is providing a solid monthly revenue stream from the state and a Medicaid reimbursement from 2015-16 subsidized our state foundation shortfall. We continue to review our enrollment/funding levels for our foundation allocations. There seems to be a significant difference between our initial projections and our current funding levels.

Pike Delta York Local Schools

General Fund Revenue Analysis

November 2018

| <i>Revenue Source</i> | 2018-19 Annual Estimate | November 2018 Projected | November 2018 Actual | 2018-19 Projected | 2018-19 Actual | Annual Variance | Percentage Received |
|----------------------------|----------------------------|----------------------------|-------------------------|-------------------------------|---------------------|------------------------------|------------------------|
| Real Estate Taxes | 4,721,700.00 | 0.00 | 0.00 | 2,029,755.00 | 1,957,192.86 | -72,562.14 | 41.45% |
| Public Utility Pers. Prop. | 765,727.00 | 0.00 | 0.00 | 471,135.00 | 421,577.37 | -49,557.63 | 55.06% |
| Investments | 65,000.00 | 5,041.00 | 15,112.39 | 29,002.00 | 43,656.82 | 14,654.82 | 67.16% |
| Other Local Receipts | 766,088.00 | 37,474.00 | 39,995.76 | 369,053.00 | 345,654.85 | -23,398.15 | 45.12% |
| State Foundation | 7,430,082.00 | 646,549.00 | 597,723.28 | 3,107,339.00 | 3,023,533.19 | -83,805.81 | 40.69% |
| Homestead/Rollback | 560,038.00 | 0.00 | 0.00 | 282,035.00 | 279,037.00 | -2,998.00 | 49.82% |
| Tangible Reimbursement | 0.00 | 0.00 | 0.00 | 0.00 | 0.00 | 0.00 | 0.00% |
| Other State/Fed. Receipts | 287,512.00 | 8,744.00 | 65,493.21 | 78,694.00 | 157,339.22 | 78,645.22 | 54.72% |
| Non-Operating Receipts | 95,000.00 | 0.00 | 0.00 | 95,000.00 | 94,383.24 | -616.76 | 99.35% |
| Totals | 14,691,147.00 | 697,808.00 | 718,324.64 | 6,462,013.00 43.99% | 6,322,374.55 | -139,638.45 -0.95% | 43.04% |

PIKE DELTA YORK LOCAL SCHOOL DISTRICT Monthly Financial Narrative

General Fund Budget Analysis

This document evaluates our expenditure levels.

1. 2018-19 Projected Expenditures - Projected expenditure levels for the 2018-19 fiscal year.
2. November Projected Expenditures - Expenditures projected for the month of November of 2018.
3. November 2018 Actual Expenditures - Actual expenditures incurred during the month of November of 2018.
4. 2018-19 Projected Expenditures - This column represents projected expenditures from the 1st of July, 2018 through the end of November 2018.
5. 2018-19 Expenditures - Actual expenditures from July 1st, 2018 through the end of November, 2018.
6. Variance - This column represents the estimated expenditures from July 1st, 2018 through the end of November, 2018 (Column 4) minus the actual expenditures that have actually been incurred during that same period (Column 5) to give us a variance for comparison purposes.
7. % Expended - This figure represents the percentage of funds committed for that specific expenditure area for the year.

SUMMARY

The expenditures for the month of November were more than we projected within the staffing budget but our contracted services along with the rest of the budget areas were less than we anticipated for the month. As we look at annual variances, nothing seems to be significantly out of line.

I've been reviewing every line item of the budget this past month to see if there are areas that we may be able to make some reductions. Again, like I shared last month, we would like to reduce the anticipated spending deficit as much as possible if not totally eliminate it.

Pike Delta York Local Schools

General Fund Budget Analysis

November 2018

| <i>Expenditure Area</i> | 2018-19 Appropriations | November 2018 Projected | November 2018 Expenditures | 2018-19 Projected | 2018-19 Actual | Annual Variance | % Expended |
|-------------------------|---------------------------|----------------------------|-------------------------------|-------------------------------|---------------------|---------------------------|---------------|
| Salaries & Wages | 7,665,000.00 | 606,046.00 | 631,869.05 | 3,216,112.00 | 3,281,680.10 | 65,568.10 | 42.81% |
| Fringe Benefits | 3,250,000.00 | 252,001.00 | 253,598.18 | 1,315,986.00 | 1,307,158.98 | -8,827.02 | 40.22% |
| Total | 10,915,000.00 | 858,047.00 | 885,467.23 | 4,532,098.00 | 4,588,839.08 | 56,741.08 | 42.04% |
| Purchased Services | 2,875,000.00 | 276,903.00 | 265,429.62 | 1,189,026.00 | 1,230,024.27 | 40,998.27 | 42.78% |
| Supplies & Materials | 475,000.00 | 56,478.00 | 34,373.94 | 255,109.00 | 233,699.64 | -21,409.36 | 49.20% |
| Capital Outlay | 5,000.00 | 243.00 | 1,362.88 | 2,225.00 | 4,153.30 | 1,928.30 | 83.07% |
| Other Objects | 215,000.00 | 35,626.00 | 6,665.00 | 111,669.00 | 87,549.11 | -24,119.89 | 40.72% |
| Non-Operational | 250,000.00 | 0.00 | 0.00 | 0.00 | 0.00 | 0.00 | 0.00% |
| Totals | 3,820,000.00 | 369,250.00 | 307,831.44 | 1,558,029.00 | 1,555,426.32 | -2,602.68 | 40.72% |
| Grand Total | 14,735,000.00 | 1,227,297.00 | 1,193,298.67 | 6,090,127.00 41.33% | 6,144,265.40 | 54,138.40 0.37% | 41.70% |

Pike Delta York Local Schools

General Fund Year To Date Analysis

November 2018

| | November 2017 Actual | November 2018 Actual | Annual Variance | Percentage of Variance |
|-------------------------------|-------------------------|-------------------------|--------------------|---------------------------|
| <i>Beginning Cash Balance</i> | 3,709,120.28 | 3,164,101.30 | -545,018.98 | -14.69% |
| <i>Revenue Sources</i> | | | | |
| Real Estate Taxes | 1,989,955.91 | 1,957,192.86 | -32,763.05 | -1.65% |
| Personal Tangible Taxes | 211,371.78 | 421,577.37 | 210,205.59 | 99.45% |
| Investments | 29,458.21 | 43,656.82 | 14,198.61 | 48.20% |
| Other Local Receipts | 364,013.72 | 345,654.85 | -18,358.87 | -5.04% |
| State Foundation | 3,042,774.74 | 3,023,533.19 | -19,241.55 | -0.63% |
| Homestead/Rollback | 277,867.38 | 279,037.00 | 1,169.62 | 0.00% |
| Tangible Reimbursement | 0.00 | 0.00 | 0.00 | 0.00% |
| Other State Receipts | 101,377.76 | 157,339.22 | 55,961.46 | 55.20% |
| Non-Operating Receipts | 7,668.52 | 94,383.24 | 86,714.72 | 1130.79% |
| Total Revenue | 6,024,488.02 | 6,322,374.55 | 297,886.53 | 4.94% |
| <i>Expenditure Area</i> | | | | |
| Salaries & Wages | 3,044,607.32 | 3,281,680.10 | 237,072.78 | 7.79% |
| Fringe Benefits | 1,277,030.85 | 1,307,158.98 | 30,128.13 | 2.36% |
| Purchased Services | 1,094,947.50 | 1,230,024.27 | 135,076.77 | 12.34% |
| Supplies & Materials | 210,783.70 | 233,699.64 | 22,915.94 | 10.87% |
| Capital Outlay | 2,167.71 | 4,153.30 | 1,985.59 | 0.00% |
| Other Objects | 109,683.10 | 87,549.11 | -22,133.99 | -20.18% |
| Non-Operational Expenses | 0.00 | 0.00 | 0.00 | 0.00% |
| Total Expenditures | 5,739,220.18 | 6,144,265.40 | 405,045.22 | 7.06% |
| <i>Ending Cash Balance</i> | 3,994,388.12 | 3,342,210.45 | -652,177.67 | -16.33% |

Pike-Delta-York Local School District

Cash Reconciliation

November 2018


| | <u>Sub-Totals</u> | <u>Totals</u> |
|---------------------------------------|-------------------|------------------------|
| Gross Depository Balances: | | |
| F&M Warrant | 60,693.00 | |
| PayForIt | 16,162.23 | |
| Total Depository Balances (Gross) | | 76,855.23 |
| Adjustments to Bank Balance: | | |
| Cash in Transit to Bank | | |
| Outstanding Checks | (93,530.14) | |
| Other | | |
| Total Adjustments | | -93,530.14 |
| Other Investments: | | |
| F&M - Money Market (Commercial Sweep) | 121,362.70 | |
| Star Ohio - General Fund | 532,609.14 | |
| Star Plus | 6,244.06 | |
| RedTree Investments | 3,425,876.84 | |
| Total Investments | | 4,086,092.74 |
| Petty Cash & Change Funds: | | |
| Athletic Checking | 13,100.00 | |
| Athletic Gate Cash | 3,700.00 | |
| Cafeteria Change Funds | 120.00 | |
| H.S. Office Petty Cash | 50.00 | |
| Board Office Petty Cash | 75.00 | |
| Total Petty Cash | | 17,045.00 |
| BANK BALANCE | | \$ 4,086,462.83 |
| CURRENT CASH BALANCE | | \$ 4,086,462.83 |
| Payroll Clearing Account | \$ 49,948.71 | |

DATE: 12/03/2018
TIME: 16:04

PIKE-DELTA-YORK LOCAL SCHOOLS
CASH RECONCILIATION AS OF 11/30/2018

PAGE: 1
(USAEMSED)

| | SUB-TOTALS | TOTALS |
|-----------------------------------|--------------|-----------------|
| | ----- | ----- |
| Gross Depository Balances: | | |
| F & M - Operating Account | \$ 60,693.00 | |
| F & M - Pay-For-It Account | 16,162.23 | |
| | ----- | |
| Total Depository Balances (Gross) | | \$ 76,855.23 |
| Adjustments to Bank Balance: | | |
| Cash in Transit to Bank | \$ 0.00 | |
| Outstanding Checks | 93,530.14- | |
| Adjustments | 0.00 | |
| | ----- | |
| Total Adjustments to Bank Balance | | 93,530.14- |
| Investments: | | |
| Treasury Bonds and Notes | \$ 0.00 | |
| Certificate of Deposits | 0.00 | |
| Other Securities | 0.00 | |
| Other Investments: | | |
| F & M - Money Market Sweep | 121,362.70 | |
| Star Ohio - General Fund | 532,609.14 | |
| Star Plus | 6,244.06 | |
| RedTree Investments | 3,425,876.84 | |
| | ----- | |
| Total Investments | | 4,086,092.74 |
| Cash on Hand: | | |
| Petty Cash: | | |
| Athletic Checking | \$ 13,100.00 | |
| Athletic Gate Cash | 3,700.00 | |
| Cafeteria Change Fund | 120.00 | |
| H.S. Office Petty Cash | 50.00 | |
| Board Office Petty Cash | 75.00 | |
| Change Cash: | | |
| Cash with Fiscal Agent | 0.00 | |
| | ----- | |
| Total Cash on Hand | | 17,045.00 |
| | | ----- |
| Total Balances | | \$ 4,086,462.83 |
| | | ===== |
| Total Fund Balance | | \$ 4,086,462.83 |
| | | ===== |
| Depository Clearance Accounts: | | |
| F & M - Payroll Account | \$ 49,948.71 | |
| | ----- | |
| Total Clearance Account Balances | | \$ 49,948.71 |



Treasurer

PIKE-DELTA-YORK LOCAL SCHOOL DISTRICT INVESTMENT LISTING

November 30, 2018

| Institution | Account Type | Account Number | Receives Interest | MTD Interest | | Month End Balance |
|----------------|--------------|----------------|-------------------|--------------|-------|-------------------|
| STAR Ohio | GF | 11278 | Monthly | \$ 610.23 | 2.34% | \$ 532,609.14 |
| STAR Plus | GF | 104791302979 | Monthly | \$ 11.80 | 2.30% | \$ 6,244.06 |
| F&M State Bank | Sweep | 00-46762 | Monthly | \$ 213.20 | | \$ 121,362.70 |
| F&M State Bank | Warrant | 00-46763 | N/A | \$ - | | \$ 60,693.00 |
| F&M State Bank | PayFort | 21-62209 | N/A | \$ - | | \$ 16,162.23 |
| REDTREE | Various | X90527 | Monthly | \$ 17,201.52 | 2.43% | \$ 3,425,876.84 |

TOTAL INVESTMENTS

\$ 18,036.75

\$ 4,162,947.97

FINANCIAL SUMMARY REPORT
Processing Month: November 2018
PIKE-DELTA-YORK LOCAL SCHOOLS

| Fnd | Sec | Description | Beginning Balance | MTD Revenues | FYTD Revenues | MTD Expenditures | FYTD Expenditures | Current Available Balance |
|-----|------|---------------------------|-------------------|--------------|---------------|------------------|-------------------|---------------------------|
| 001 | 0000 | GENERAL FUND | 3,149,194.91 | 717,874.64 | 6,305,354.55 | 1,193,298.67 | 6,138,303.47 | 3,316,245.99 |
| 001 | 9000 | GENERAL FUND - TECHNOLOGY | 14,906.39 | 450.00 | 17,020.00 | .00 | 5,961.93 | 25,964.46 |
| 002 | 9799 | BOND RETIREMENT - 2015 | 1,213,238.05 | 45,772.98 | 649,080.66 | .00 | 1,461,322.17 | 400,996.54 |
| 003 | 0000 | PERMANENT IMPROVEMENT FUN | 741.06 | 1,394.63 | 2,394.63 | .00 | 249,588.64 | 246,452.95- |
| 006 | 0000 | FOOD SERVICE FUND | .00 | 51,757.39 | 151,801.98 | 46,481.79 | 211,000.22 | 59,198.24- |
| 007 | 9001 | BEN ATHERTON MEMORIAL SCH | 3,031.70 | 15.08 | 27.98 | .00 | 1,000.00 | 2,059.68 |
| 007 | 9002 | NATE PARSONS MEMORIAL SCH | 1,962.98 | 12.29 | 1,195.81 | .00 | .00 | 3,158.79 |
| 007 | 9100 | CLYDE J KINNEY MEMORIAL S | 26,511.23 | 132.40 | 245.69 | .00 | 200.00 | 26,556.92 |
| 007 | 9290 | COACH CORY'S BACKPACK BUD | 3,755.23 | 210.00 | 2,113.44 | 377.97 | 428.09 | 5,440.58 |
| 007 | 9300 | TOMMY CHILDRESS JR. MEMOR | 6,986.47 | 34.93 | 64.82 | .00 | 1,000.00 | 6,051.29 |
| 007 | 9400 | PDYLSD BOARD OF EDUCATION | 600.00 | .00 | .00 | .00 | 1,000.00 | 400.00- |
| 007 | 9500 | PDY FACULTY & STAFF MEMOR | 35,316.25 | 172.27 | 501.46 | .00 | 500.00 | 35,317.71 |
| 007 | 9600 | DALE E ADAMS SCHOLARSHIP | 505.29 | 2.51 | 4.67 | .00 | 500.00 | 9.96 |
| 007 | 9800 | CLASS OF 1956 MEMORIAL SC | 2,482.59 | 12.40 | 23.01 | .00 | 1,000.00 | 1,505.60 |
| 007 | 9900 | RICHARD SELL MEMORIAL SCH | 506,576.09 | 2,542.48 | 4,717.85 | .00 | 2,500.00 | 508,793.94 |
| 007 | 9990 | SPROW BUCKS - TEACHER GRA | 1,991.36 | .00 | .00 | .00 | .00 | 1,991.36 |
| 007 | 9991 | KICKSTARTER SCHOLARSHIP | 710.00 | .00 | .00 | .00 | .00 | 710.00 |
| 009 | 9100 | U.S.S.F. - DELTA ELEMENTA | .00 | 2,771.50 | 4,550.30 | 600.85 | 55,377.21 | 50,826.91- |
| 009 | 9200 | U.S.S.F. - DELTA M.S. | .00 | 1,249.99 | 2,668.24 | 160.63 | 17,038.61 | 14,370.37- |
| 009 | 9300 | U.S.S.F. - DELTA H.S. | 4,313.91 | 3,326.00 | 4,717.50 | 899.37 | 11,258.65 | 2,227.24- |
| 018 | 9002 | DELTA ELEMENTARY | 26,724.82 | 11,823.85 | 20,412.03 | 9,153.96 | 14,268.78 | 32,868.07 |
| 018 | 9005 | DELTA MIDDLE SCHOOL | 3,837.09 | 4,512.42 | 8,552.42 | 4,160.73 | 4,317.53 | 8,071.98 |
| 018 | 9006 | DELTA HIGH SCHOOL | 2,224.59 | 497.56 | 773.89 | 39.62 | 1,137.19 | 1,861.29 |
| 019 | 9171 | WELLNESS GRANT | 2,733.50 | .00 | 2,740.00 | 120.00 | 120.00 | 5,353.50 |
| 019 | 9173 | J. PATTERSON LIBRARY GRAN | 5,000.00 | .00 | .00 | .00 | .00 | 5,000.00 |
| 019 | 9174 | 21st CENTURY GRANT - M.S. | 17,654.91 | .00 | .00 | .00 | .00 | 17,654.91 |
| 034 | 9009 | PERMANENT IMPROVEMENT - O | .00 | .00 | 37,363.94 | 5,153.94 | 84,183.27 | 46,819.33- |
| 200 | 9012 | CLASS OF 2018 | 3,371.82 | .00 | .00 | .00 | .00 | 3,371.82 |
| 200 | 9013 | CLASS OF 2019 | 6,119.46 | .00 | 448.00 | 197.20 | 861.77 | 5,705.69 |
| 200 | 9020 | CLASS OF 2020 | 1,957.56 | 200.00 | 4,479.80 | 1,098.00 | 1,484.50 | 4,952.86 |
| 200 | 9021 | CLASS OF 2021 | 526.77 | .00 | .00 | .00 | .00 | 526.77 |
| 200 | 9022 | CLASS OF 2022 | 6,919.95 | .00 | .00 | 96.16 | 435.82 | 6,484.13 |
| 200 | 9023 | CLASS OF 2023 | 3,897.82 | 45.67 | 5,346.47 | 29.22 | 6,479.51 | 2,764.78 |
| 200 | 9024 | CLASS OF 2024 | 10,527.90 | 279.40 | 6,130.20 | 29.22 | 7,561.49 | 9,096.61 |
| 200 | 9025 | CLASS OF 2025 | 5,300.89 | 159.85 | 29,716.26 | 9,955.27 | 20,021.57 | 14,995.58 |
| 200 | 9026 | CLASS OF 2026 | .00 | 129.41 | 14,440.02 | 82.78 | 12,794.51 | 1,645.51 |
| 200 | 9100 | H.S. - DRAMA CLUB | 21.50 | .00 | .00 | .00 | .00 | 21.50 |
| 200 | 9150 | M.S. - SCIENCE CLUB | 737.47 | .00 | .00 | .00 | .00 | 737.47 |
| 200 | 9280 | H.S. - SPANISH CLUB | 2,374.09 | .00 | .00 | .00 | .00 | 2,374.09 |
| 200 | 9320 | H.S. - FCCLA | 4,084.16 | 172.00 | 172.00 | .00 | .00 | 4,256.16 |
| 200 | 9330 | H.S. - FFA | 781.38 | 10,922.27 | 13,425.27 | 4,588.21 | 5,945.93 | 8,260.72 |
| 200 | 9550 | M.S. - CHEERLEADERS | 2,336.58 | .00 | .00 | .00 | .00 | 2,336.58 |
| 200 | 9553 | H.S. - CHEERLEADERS | 2,887.66 | 749.00 | 8,770.54 | 4,189.07 | 7,775.78 | 3,882.42 |
| 200 | 9610 | H.S. - STUDENT COUNCIL | 4,942.91 | 182.00 | 446.00 | 167.20 | 363.51 | 5,025.40 |
| 200 | 9611 | M.S. - STUDENT COUNCIL | 307.49 | .00 | 415.99 | 235.47 | 344.30 | 379.18 |
| 200 | 9650 | H.S. - SADD | 871.08 | .00 | .00 | .00 | .00 | 871.08 |

FINANCIAL SUMMARY REPORT
 Processing Month: November 2018
 PIKE-DELTA-YORK LOCAL SCHOOLS

| Fnd | Sec | Description | Beginning Balance | MTD Revenues | FYTD Revenues | MTD Expenditures | FYTD Expenditures | Current Available Balance |
|-----------------------|------|---------------------------|-------------------|--------------|---------------|------------------|-------------------|---------------------------|
| 200 | 9651 | M.S. - SADD | 387.32 | .00 | .00 | .00 | .00 | 387.32 |
| 200 | 9689 | H.S. - DEL HI | 3,278.24 | 472.00 | 622.00 | 29.97 | 1,732.82 | 2,167.42 |
| 200 | 9690 | H.S. - GREEN & WHITE | 860.10 | .00 | 20.00 | .00 | .00 | 880.10 |
| 200 | 9691 | M.S. - YEARBOOK | 5,506.56 | .00 | 587.00 | 8.96 | 611.45 | 5,482.11 |
| 200 | 9710 | H.S. - NATIONAL HONOR SOC | 339.21 | .00 | .00 | .00 | .00 | 339.21 |
| 200 | 9711 | M.S. - NATIONAL HONOR SOC | 2,446.12 | .00 | .00 | .00 | .00 | 2,446.12 |
| 300 | 9200 | M.S. - DESTINATION IMAGIN | 11,617.51 | 758.00 | 4,850.75 | 259.22 | 259.22 | 16,209.04 |
| 300 | 9350 | H.S. - ART CLUB | 1,248.32 | 1,288.00 | 1,318.00 | 97.15 | 97.15 | 2,469.17 |
| 300 | 9440 | H.S. - BAND | 3,707.18 | 331.50 | 8,877.38 | 5,352.59 | 7,033.09 | 5,551.47 |
| 300 | 9470 | H.S. - DELAIRE'S | .00 | 3,068.50 | 10,021.83 | 3,404.56 | 5,743.70 | 4,278.13 |
| 300 | 9490 | H.S. - MUSICAL | 7,424.41 | .00 | 4,306.25 | 400.00 | 400.00 | 2,718.16 |
| 300 | 9500 | ATHLETIC FUND | .00 | 2,028.03 | 62,430.46 | 14,026.61 | 58,835.35 | 3,595.11 |
| 300 | 9501 | ATHLETIC'S - BASEBALL | 15,824.56 | .00 | 758.00 | 154.95 | 154.95 | 16,427.61 |
| 300 | 9502 | ATHLETIC'S - BOY'S BASKET | 2,124.10 | 750.00 | 750.00 | 784.08 | 1,006.08 | 1,868.02 |
| 300 | 9503 | ATHLETIC'S - GIRL'S SOCCE | .00 | .00 | 2,005.00 | 122.82 | 607.92 | 1,397.08 |
| 300 | 9504 | ATHLETIC'S - FOOTBALL | 3,139.42 | 259.00 | 3,175.00 | 986.16 | 4,494.57 | 1,819.85 |
| 300 | 9505 | ATHLETIC'S - BOY'S CROSS | 2,925.07 | .00 | 400.00 | 49.95 | 2,669.95 | 655.12 |
| 300 | 9506 | ATHLETIC'S - GOLF | 3,152.03 | .00 | 1,510.00 | 236.93 | 2,436.24 | 2,225.79 |
| 300 | 9507 | ATHLETIC'S - TRACK | .00 | .00 | .00 | .00 | 2,487.97 | 2,487.97 |
| 300 | 9508 | ELEMENTARY - SQUARE ONE A | 2,285.55 | .00 | .00 | .00 | 352.29 | 1,933.26 |
| 300 | 9509 | ATHLETIC'S - GIRL'S BASKE | 1,177.09 | 3,444.00 | 4,779.00 | 1,727.00 | 2,863.16 | 3,092.93 |
| 300 | 9510 | ATHLETIC'S - SOFTBALL | 161.69 | .00 | .00 | .00 | 73.90 | 87.79 |
| 300 | 9513 | ATHLETIC'S - BOY'S SOCCER | 871.67 | .00 | 4,170.00 | .00 | 6,186.25 | 1,144.58 |
| 300 | 9514 | ATHLETIC'S - VOLLEYBALL | 7,273.05 | .00 | .00 | 100.00 | 1,051.70 | 6,221.35 |
| 300 | 9516 | ATHLETIC'S - BOWLING | 946.50 | .00 | .00 | .00 | .00 | 946.50 |
| 461 | 9018 | VO. AG. 5TH QUARTER GRANT | .00 | .00 | 4,347.82 | .00 | .00 | 4,347.82 |
| 499 | 9019 | SCHOOL SAFETY GRANT | .00 | 6,864.75 | 6,864.75 | .00 | .00 | 6,864.75 |
| 572 | 9018 | TITLE I 2017-18 | .00 | .00 | 57,100.53 | 336.48 | 57,437.01 | 336.48 |
| 572 | 9019 | TITLE I 2018-19 | .00 | 43,192.53 | 43,192.53 | 18,582.87 | 61,775.40 | 18,582.87 |
| 590 | 9019 | TITLE II-A 2018-19 | .00 | 10,190.92 | 10,190.92 | 5,095.46 | 15,286.38 | 5,095.46 |
| 599 | 9018 | 21st CENTURY GRANT | .00 | .00 | 31,891.49 | .00 | 31,891.49 | .00 |
| 599 | 9019 | 21st CENTURY GRANT | .00 | .00 | .00 | 30,836.93 | 43,306.92 | 43,306.92 |
| Grand Total All Funds | | | 5,165,660.61 | 930,052.15 | 7555,671.63 | 1,363,708.02 | 8634,869.41 | 4086,462.83 |
| Total Invested Funds | | | .00 | | | | | |

| Check# | Check Date | Org Sta | Vendor Paid | Check Amount | Status Date |
|--------|------------|---------|--------------------------------|--------------|-------------|
| 061221 | 11/09/2018 | C/R | TREASURER | 309,471.59 | 11/30/2018 |
| 061222 | 11/08/2018 | W/R | JOHNSON CONTROL | 911.76 | 11/30/2018 |
| 061223 | 11/08/2018 | W/R | UniFirst Corporation | 38.53 | 11/30/2018 |
| 061224 | 11/08/2018 | W/R | VARSITY SPIRIT FASHIONS | 3,421.41 | 11/30/2018 |
| 061225 | 11/08/2018 | W/R | WAL MART #2350 | 1,208.00 | 11/30/2018 |
| 061226 | 11/08/2018 | W/R | American United Life Ins. Co. | 512.00 | 11/30/2018 |
| 061227 | 11/12/2018 | W/R | A & G EDUCATION SERVICES, LLC | 5,200.00 | 11/30/2018 |
| 061228 | 11/12/2018 | W/R | ALLEN COUNTY ED. SERV. CENTER | 60.00 | 11/30/2018 |
| 061229 | 11/12/2018 | W/R | ANGELA BELCHER | 49.05 | 11/30/2018 |
| 061230 | 11/12/2018 | W/R | BAKER'S GAS & WELDING SUPPLIES | 206.92 | 11/30/2018 |
| 061231 | 11/12/2018 | W/R | BENDER COMMUNICATIONS, INC. | 379.00 | 11/30/2018 |
| 061232 | 11/12/2018 | W/R | COMMERCIAL FLOORING OF TOLEDO | 2,090.00 | 11/30/2018 |
| 061233 | 11/12/2018 | W/R | CURRENT OFFICE SOLUTIONS | 56.68 | 11/30/2018 |
| 061234 | 11/12/2018 | W/R | DELTA HARDWARE & INDUSTRIAL, | 214.14 | 11/30/2018 |
| 061235 | 11/12/2018 | W/R | DELTA PHYSICAL THERAPY AND | 180.00 | 11/30/2018 |
| 061236 | 11/12/2018 | W/R | DEMCO, INC. | 76.58 | 11/30/2018 |
| 061237 | 11/12/2018 | W/R | Discount School Supply | 563.49 | 11/30/2018 |
| 061238 | 11/12/2018 | W/R | FRIENDS BUSINESS SOURCE | 586.20 | 11/30/2018 |
| 061239 | 11/12/2018 | W/R | GAIL DURFEY-DZENIS | 23.98 | 11/30/2018 |
| 061240 | 11/12/2018 | W/R | GORDON FOOD SERVICE | 141.24 | 11/30/2018 |
| 061241 | 11/12/2018 | W/R | HIT, INC. | 1,047.60 | 11/30/2018 |
| 061242 | 11/12/2018 | W/R | J.W. PEPPER, INC. | 100.94 | 11/30/2018 |
| 061243 | 11/12/2018 | W/R | JESSICA GILBERT | 23.98 | 11/30/2018 |
| 061244 | 11/12/2018 | W/R | JJM ASSOCIATES, INC. | 101.14 | 11/30/2018 |
| 061245 | 11/12/2018 | W/R | KEY SHOPPER'S NEWS | 75.00 | 11/30/2018 |
| 061246 | 11/12/2018 | W/R | JOHN R GREEN CO. | 16.62 | 11/30/2018 |
| 061247 | 11/12/2018 | W/R | LAURIE GOMBASH | 585.00 | 11/30/2018 |
| 061248 | 11/12/2018 | W/R | LEE MITCHELL | 49.95 | 11/30/2018 |
| 061249 | 11/12/2018 | W/R | LINDSAY ROE | 197.20 | 11/30/2018 |
| 061250 | 11/12/2018 | W/R | MATT A FEASEL | 383.48 | 11/30/2018 |
| 061251 | 11/12/2018 | W/W | MUSIC THEATER INTERNATIONAL | 400.00 | |
| 061252 | 11/12/2018 | W/R | NASP, INC. | 1,886.00 | 11/30/2018 |
| 061253 | 11/12/2018 | W/R | NATHAN FOX | 186.60 | 11/30/2018 |
| 061254 | 11/12/2018 | W/W | NATIONAL GEOGRAPHIC EXPLORER | 600.85 | |
| 061255 | 11/12/2018 | W/R | OASSA | 275.00 | 11/30/2018 |
| 061256 | 11/12/2018 | W/R | OHIO GAS COMPANY | 1,997.13 | 11/30/2018 |
| 061257 | 11/12/2018 | W/R | ROSE PEST SOLUTIONS | 220.00 | 11/30/2018 |
| 061258 | 11/12/2018 | W/R | SCHOLASTIC INC. | 313.17 | 11/30/2018 |
| 061259 | 11/12/2018 | W/W | SOUTHERN COMPUTER WAREHOUSE | 899.90 | |
| 061260 | 11/12/2018 | W/R | STEPHANIE RAYFIELD | 556.00 | 11/30/2018 |
| 061261 | 11/12/2018 | W/R | STEVEN KERSHNER | 243.49 | 11/30/2018 |
| 061262 | 11/12/2018 | W/R | TED HASELMAN | 549.95 | 11/30/2018 |
| 061263 | 11/12/2018 | W/R | UniFirst Corporation | 141.50 | 11/30/2018 |
| 061264 | 11/12/2018 | W/R | WMTR RADIO | 378.00 | 11/30/2018 |
| 061265 | 11/12/2018 | W/R | ZENITH SYSTEMS, LLC | 600.00 | 11/30/2018 |
| 061266 | 11/15/2018 | B/B | UniFirst Corporation | 911.05 | |
| 061267 | 11/16/2018 | W/R | AIM MEDIA MIDWEST | 74.66 | 11/30/2018 |
| 061268 | 11/16/2018 | W/R | ALL WEAR LLC | 6,000.00 | 11/30/2018 |
| 061269 | 11/16/2018 | W/R | BETH JUBY | 131.39 | 11/30/2018 |
| 061270 | 11/16/2018 | W/R | COURTNEY HOLLISTER | 142.81 | 11/30/2018 |
| 061271 | 11/16/2018 | W/R | DENNIS WALTON | 115.00 | 11/30/2018 |
| 061272 | 11/16/2018 | W/R | EARL MECHANICAL SERVICES, INC | 2,928.81 | 11/30/2018 |

| Check# | Check Date | Org Sta | Vendor Paid | Check Amount | Status Date |
|--------|------------|---------|--------------------------------|--------------|-------------|
| 061273 | 11/16/2018 | W/R | ENNIS BRITTON CO., LPA | 2,619.90 | 11/30/2018 |
| 061274 | 11/16/2018 | W/R | ERIC ROBERTSON | 97.15 | 11/30/2018 |
| 061275 | 11/16/2018 | W/W | JANE FOOR | 259.22 | |
| 061276 | 11/16/2018 | W/W | JENNIFER STICKLEY | 100.00 | |
| 061277 | 11/16/2018 | W/R | JOHNSON CONTROLS SECURITY | 1,241.79 | 11/30/2018 |
| 061278 | 11/16/2018 | W/R | KARA CHIESA | 100.00 | 11/30/2018 |
| 061279 | 11/16/2018 | W/R | LYONS LP GAS CO. | 8,662.60 | 11/30/2018 |
| 061280 | 11/16/2018 | W/R | MAUMEE QUICK PRINT | 45.15 | 11/30/2018 |
| 061281 | 11/16/2018 | W/R | MT BUSINESS TECHNOLOGIES | 572.60 | 11/30/2018 |
| 061282 | 11/16/2018 | W/R | NATIONAL FFA ORGANIZATION | 932.00 | 11/30/2018 |
| 061283 | 11/16/2018 | W/R | NICOLE JAMES | 29.97 | 11/30/2018 |
| 061284 | 11/16/2018 | W/R | Northwest Ohio Educational | 10,673.54 | 11/30/2018 |
| 061285 | 11/16/2018 | W/R | NORTHWEST OHIO STUDENT | 150.00 | 11/30/2018 |
| 061286 | 11/16/2018 | W/W | QUALITY FLAGS, INC. | 142.95 | |
| 061287 | 11/16/2018 | W/R | RACHEL WIXEY & ASSOCIATES, LLC | 12,004.18 | 11/30/2018 |
| 061288 | 11/16/2018 | W/W | SARAH FUERSTENAU | 18.27 | |
| 061289 | 11/16/2018 | W/R | SCHOLASTIC BOOK FAIRS | 2,300.75 | 11/30/2018 |
| 061290 | 11/16/2018 | W/R | SCHOLASTIC MAGAZINE | 417.56 | 11/30/2018 |
| 061291 | 11/16/2018 | W/R | SHAWNA HELMINIAK | 100.00 | 11/30/2018 |
| 061292 | 11/16/2018 | W/R | STEVEN A. SHELTON | 700.00 | 11/30/2018 |
| 061293 | 11/16/2018 | W/R | TEAM SPORTS, INC. | 2,032.00 | 11/30/2018 |
| 061294 | 11/16/2018 | W/R | TIME WARNER CABLE, INC. | 1,078.78 | 11/30/2018 |
| 061295 | 11/16/2018 | W/R | TOLEDO EDISON CO. | 33,298.89 | 11/30/2018 |
| 061296 | 11/16/2018 | W/R | TREASURER OF STATE OF OHIO | 6,355.00 | 11/30/2018 |
| 061297 | 11/16/2018 | W/W | VARSITY ATHLETIC APPAREL, INC. | 117.50 | |
| 061298 | 11/16/2018 | W/R | VILLAGE OF DELTA | 203.97 | 11/30/2018 |
| 061299 | 11/16/2018 | W/R | VILLAGE REPORTER | 8.00 | 11/30/2018 |
| 061300 | 11/23/2018 | C/R | TREASURER | 345,857.62 | 11/30/2018 |
| 061301 | 11/20/2018 | W/R | ANGELA BELCHER | 50.00 | 11/30/2018 |
| 061302 | 11/20/2018 | W/R | DELTA 109 | 1,330.00 | 11/30/2018 |
| 061303 | 11/20/2018 | W/W | DEREK FRIESS | 17.50 | |
| 061304 | 11/20/2018 | W/R | COMMUNITY MARKETS | 97.49 | 11/30/2018 |
| 061305 | 11/20/2018 | W/R | GORDON FOOD SERVICE | 17,027.44 | 11/30/2018 |
| 061306 | 11/20/2018 | W/R | GRAINGER | 272.84 | 11/30/2018 |
| 061307 | 11/20/2018 | W/R | JJM ASSOCIATES, INC. | 255.13 | 11/30/2018 |
| 061308 | 11/20/2018 | W/R | NICKLES BAKERY INC. | 1,095.58 | 11/30/2018 |
| 061309 | 11/20/2018 | W/R | REITER | 2,793.43 | 11/30/2018 |
| 061310 | 11/20/2018 | W/R | SHAWNA HELMINIAK | 23.99 | 11/30/2018 |
| 061311 | 11/20/2018 | W/R | VILLAGE OF DELTA | 2,051.18 | 11/30/2018 |
| 061312 | 11/20/2018 | W/R | VISA/F & M STATE BANK | 8,377.47 | 11/30/2018 |
| 061313 | 11/20/2018 | W/R | YMCA STORER CAMPS | 9,853.00 | 11/30/2018 |
| 061314 | 11/21/2018 | W/R | BARNES & NOBLE COLLEGE | 103.95 | 11/30/2018 |
| 061315 | 11/21/2018 | W/R | COMMERCE PAPER CO. | 1,158.00 | 11/30/2018 |
| 061316 | 11/21/2018 | W/R | CREIGHTON ELECTRIC LLC | 375.00 | 11/30/2018 |
| 061317 | 11/21/2018 | W/W | DELTA ATLAS | 500.00 | |
| 061318 | 11/21/2018 | W/R | JOHNSON CONTROL | 951.00 | 11/30/2018 |
| 061319 | 11/21/2018 | W/R | JOHNSON CONTROLS SECURITY | 140.18 | 11/30/2018 |
| 061320 | 11/21/2018 | W/W | MICHAEL PAOLUCCI | 1,681.00 | |
| 061321 | 11/21/2018 | W/R | PROJECT RESPECT OF NWO | 40.00 | 11/30/2018 |
| 061322 | 11/21/2018 | W/W | SCREEN PRINTED PRODUCTS | 542.00 | |
| 061323 | 11/21/2018 | W/R | TOLEDO EDISON CO. | 113.31 | 11/30/2018 |
| 061324 | 11/21/2018 | W/R | VISA/F & M STATE BANK | 1,872.93 | 11/30/2018 |

| Check# | Check Date | Org Sta | Vendor Paid | Check Amount | Status Date |
|--------|------------|---------|--------------------------------|--------------|-------------|
| 061325 | 11/27/2018 | W/W | HOME DEPOT/GECE | 9.44 | |
| 061326 | 11/27/2018 | W/R | Northwest Ohio Educational | 19,925.39 | 11/30/2018 |
| 061327 | 11/27/2018 | W/W | RACHEL WIXEY & ASSOCIATES, LLC | 7,183.63 | |
| 061328 | 11/27/2018 | W/W | U.S. BANK EQUIPMENT FINANCE | 3,133.04 | |
| 061329 | 11/27/2018 | W/W | VALERO MARKETING & SUPPLY CO. | 1,587.00 | |
| 061330 | 11/30/2018 | W/W | COURTNEY HOLLISTER | 238.87 | |
| 061331 | 11/30/2018 | W/W | GREAT LAKES BIOMEDICAL LTD | 429.00 | |
| 061332 | 11/30/2018 | W/R | JON MIGNIN | 236.93 | 11/30/2018 |
| 061333 | 11/30/2018 | W/W | NICHOLS PAPER & SUPPLY | 2,086.00 | |
| 061334 | 11/30/2018 | W/W | PAULA WOZNIAK | 267.69 | |
| 061335 | 11/30/2018 | W/W | SHERI HARPER | 767.66 | |
| 061336 | 11/30/2018 | W/W | A & G EDUCATION SERVICES, LLC | 28,470.00 | |
| 061337 | 11/30/2018 | W/W | AUTOMATED BUSINESS | 567.00 | |
| 061338 | 11/30/2018 | W/W | BRENDA McCULLOUGH | 20.00 | |
| 061339 | 11/30/2018 | W/W | BROWN SUPPLY CO. | 3,904.32 | |
| 061340 | 11/30/2018 | W/W | DEREK FRIESS | 129.07 | |
| 061341 | 11/30/2018 | W/W | MARCO'S, INC. | 38.44 | |
| 061342 | 11/30/2018 | W/W | ELLEN BERNAL | 100.00 | |
| 061343 | 11/30/2018 | W/W | ENERCO CORPORATION | 450.00 | |
| 061344 | 11/30/2018 | W/W | EPIC SPORTS INC. | 640.32 | |
| 061345 | 11/30/2018 | W/W | FALOR FARM CENTER | 3,817.21 | |
| 061346 | 11/30/2018 | W/W | FORREST AUTO SUPPLY | 298.71 | |
| 061347 | 11/30/2018 | W/W | JESSICA FORD | 20.00 | |
| 061348 | 11/30/2018 | W/W | JOHNSON CONTROLS SECURITY | 180.98 | |
| 061349 | 11/30/2018 | W/W | JOSTENS, INC | 14.35 | |
| 061350 | 11/30/2018 | W/W | KELLIE CREIGHTON | 20.00 | |
| 061351 | 11/30/2018 | W/W | KENN-FELD GROUP, LLC | 125.00 | |
| 061352 | 11/30/2018 | W/W | LINDA DURDEL | 20.00 | |
| 061353 | 11/30/2018 | W/W | MatBoss, LLC | 559.00 | |
| 061354 | 11/30/2018 | W/W | MELLOCRAFT | 3,337.50 | |
| 061355 | 11/30/2018 | W/W | MICHELLE STICKLEY | 20.00 | |
| 061356 | 11/30/2018 | W/W | MSC INDUSTRIAL SUPPLY | 230.39 | |
| 061357 | 11/30/2018 | W/W | MT BUSINESS TECHNOLOGIES | 290.74 | |
| 061358 | 11/30/2018 | W/W | NEOFUNDS BY NEOPOST | 700.00 | |
| 061359 | 11/30/2018 | W/W | OHIO FFA ASSOCIATION | 771.00 | |
| 061360 | 11/30/2018 | W/W | OTIS ELEVATOR COMPANY | 4,109.14 | |
| 061361 | 11/30/2018 | W/W | REPUBLIC SERVICES | 3,357.58 | |
| 061362 | 11/30/2018 | W/W | SCHOLASTIC BOOK FAIRS | 2,155.32 | |
| 061363 | 11/30/2018 | W/W | SOUTHERN COMPUTER WAREHOUSE | 899.90 | |
| 061364 | 11/30/2018 | W/W | STAFFORD BUILDING PRODUCTS INC | 45.00 | |
| 061365 | 11/30/2018 | W/W | AMAZON.COM | 1,419.35 | |
| 061366 | 11/30/2018 | W/W | TEAM SPORTS, INC. | 784.00 | |
| 061367 | 11/30/2018 | W/W | TERESA DISBROW | 300.00 | |
| 061368 | 11/30/2018 | W/W | THOMAS EQUIPMENT, INC. | 150.00 | |
| 061369 | 11/30/2018 | W/W | TIME WARNER CABLE, INC. | 269.74 | |
| 061370 | 11/30/2018 | W/W | TOLEDO EDISON CO. | 93.22 | |
| 061371 | 11/30/2018 | W/R | TREASURER | 543.38 | 11/30/2018 |
| 061372 | 11/30/2018 | W/W | TREASURER, STATE OF OHIO | 247.25 | |
| 061373 | 11/30/2018 | W/W | WINDSTREAM | 109.10 | |
| 061374 | 11/30/2018 | W/W | YANKEE CANDLE | 6,815.57 | |
| 900245 | 11/09/2018 | M/M | TREASURER | 4,447.35 | |
| 900246 | 11/09/2018 | M/M | TREASURER | 244.59 | |

Date: 12/03/2018

C H E C K R E G I S T E R
Processing Month: November 2018
PIKE-DELTA-YORK LOCAL SCHOOLS

Page: 4
(CHKREG)

| Check# | Check Date | Org Sta | Vendor Paid | Check Amount | Status Date |
|---------------------|------------|---------|------------------------|-----------------|-------------|
| 900247 | 11/09/2018 | M/M | TREASURER | 3,425.94 | |
| 900248 | 11/09/2018 | M/M | TREASURER | 1,405.19 | |
| 900249 | 11/15/2018 | M/M | CHARLIE LEBOEUF | 142,664.61 | |
| 900251 | 11/15/2018 | M/M | CHARLIE LEBOEUF | 12,960.00 | |
| 900252 | 11/15/2018 | M/M | CHARLIE LEBOEUF | 3,070.10 | |
| 900253 | 11/23/2018 | M/M | TREASURER | 4,973.62 | |
| 900254 | 11/23/2018 | M/M | TREASURER | 217.67 | |
| 900255 | 11/23/2018 | M/M | TREASURER | 3,221.58 | |
| 900256 | 11/23/2018 | M/M | TREASURER | 1,405.19 | |
| 900257 | 11/27/2018 | M/M | STATE TEACHERS RETIRE- | 70,776.00 | |
| 900258 | 11/27/2018 | M/M | SCHOOL EMPLOYEES | 21,630.00 | |
| Total Checks Issued | | | | \$ 1,200,693.67 | |

PIKE DELTA YOUR LOCAL SCHOOLS

Unencumbered Liabilities (Then & Now)

November 2018

| Vendor | Invoice Date | P.O. # | P.O. Date | Amount of Invoice |
|---------------|-------------------------|-------------------|----------------------|------------------------------|
| Yankee Candle | 11/8/2018 | 3/2/7104 | 11/11/2018 | \$9,403.10 |

PIKE DELTA YOUR LOCAL SCHOOLS


Fund to Fund Transfers / Advances

November 2018

| <u>From</u> | | | | |
|--------------|--|--|--------|---------------|
| <u>Fund</u> | | | T A | <u>Amount</u> |
| | | | | |
| | | | | |
| | | | | |
| | | | | |
| | | | | |
| | | | | |
| | | | | |
| | | | | |
| | | | | |
| | | | | |
| | | | | |
| | | | | |
| | | | | |
| | | | | |
| | | | | |
| | | | | |
| | | | | |
| | | | | |
| | | | | |
| | | | | |
| | | | | |
| | | | | |
| Total | | | \$ | - |

| <u>To</u> | | | | |
|--------------|--|--|--------|---------------|
| <u>Fund</u> | | | T A | <u>Amount</u> |
| | | | | |
| | | | | |
| | | | | |
| | | | | |
| | | | | |
| | | | | |
| | | | | |
| | | | | |
| | | | | |
| | | | | |
| | | | | |
| | | | | |
| | | | | |
| | | | | |
| | | | | |
| | | | | |
| | | | | |
| | | | | |
| | | | | |
| | | | | |
| | | | | |
| | | | | |
| Total | | | \$ | - |

11/30/2018
Date


 Matt A. Feasel, CFO/Treasurer

Pike Delta York Local School District
Donations
November, 2018

| | | |
|------------------------|--------------------------|-------------|
| Fulton County Fair | Cheerleaders | \$ 600.00 |
| Natl. Wild Turkey Fed. | Panther Den Archery Club | \$ 1,000.00 |
| PAC | MS Wrestling Supplies | \$ 1,021.03 |
| PAC | Athletics General Fund | \$ 59.00 |
| PAC | Girls Huddle Basketball | \$ 750.00 |
| PAC | Boys Huddle Basketball | \$ 750.00 |
| Barn Restaurant | After Prom | \$200.00 |

**PIKE DELTA YORK LOCAL
SCHOOL DISTRICT
2018-19 Appropriations**

| | | | Initial 2018-19 Appropriations | REVISED APPROPRIATIONS | November Revisions |
|-----|------|--|-----------------------------------|---------------------------|-----------------------|
| 001 | 0000 | GENERAL FUND | 14,360,974.00 | 14,723,000.00 | 362,026.00 |
| 001 | 9000 | TECHNOLOGY MAINTENANCE & INSURANCE | 12,000.00 | 12,000.00 | 0.00 |
| 002 | 9009 | BOND RETIREMENT 2008-09 - OSFC | 0.00 | 0.00 | 0.00 |
| 002 | 9799 | BOND RETIREMENT 2006 - REFUNDING | 1,575,403.00 | 1,601,403.00 | 26,000.00 |
| 003 | 0000 | PERMANENT IMPROVEMENT FUND | 200,000.00 | 250,000.00 | 50,000.00 |
| 006 | 0000 | FOOD SERVICE FUND | 500,000.00 | 500,000.00 | 0.00 |
| 007 | 9001 | BEN ATHERTON MEMORIAL SCHOLARSHIP | 1,000.00 | 1,000.00 | 0.00 |
| 007 | 9002 | NATE PARSONS MEMORIAL SCHOLARSHIP | 500.00 | 500.00 | 0.00 |
| 007 | 9100 | CLYDE J KINNEY SCHOLARSHIP FUND | 500.00 | 500.00 | 0.00 |
| 007 | 9290 | COACH CORY'S BACKPACK BUDDIES | 5,000.00 | 5,000.00 | 0.00 |
| 007 | 9300 | TOMMY CHILDRESS JR. MEMORIAL SCHOLARSHIP | 1,000.00 | 1,000.00 | 0.00 |
| 007 | 9400 | PDYLS D BOARD OF EDUCATION SCHOLARSHIP | 1,000.00 | 1,000.00 | 0.00 |
| 007 | 9500 | PDY FACULTY & STAFF SCHOLARSHIP | 500.00 | 500.00 | 0.00 |
| 007 | 9600 | DALE E ADAMS SCHOLARSHIP FUND | 500.00 | 500.00 | 0.00 |
| 007 | 9700 | RICHARD BASICH MEMORIAL SCHOLARSHIP FUND | 0.00 | 0.00 | 0.00 |
| 007 | 9800 | CLASS OF 1956 MEMORIAL SCHOLARSHIP | 1,000.00 | 1,000.00 | 0.00 |
| 007 | 9900 | RICHARD SELL MEMORIAL SCHOLARSHIP | 8,000.00 | 8,000.00 | 0.00 |
| 007 | 9990 | SPROW BUCKS - TEACHER GRANT AWARD | 3,000.00 | 3,000.00 | 0.00 |
| 007 | 9991 | KICKSTARTER SCHOLARSHIP | 0.00 | 500.00 | 500.00 |
| 009 | 9100 | U.S.S.F. - DELTA ELEMENTARY | 25,000.00 | 63,250.00 | 38,250.00 |
| 009 | 9200 | U.S.S.F. - DELTA MIDDLE SCHOOL | 25,000.00 | 22,175.00 | -2,825.00 |
| 009 | 9300 | U.S.S.F. - DELTA HIGH SCHOOL | 25,000.00 | 21,225.00 | -3,775.00 |
| 018 | 9002 | DELTA ELEMENTARY PRINCIPAL SUPPORT FUND | 15,000.00 | 36,100.00 | 21,100.00 |
| 018 | 9005 | M.S. PRINCIPAL SUPPORT FUND | 6,000.00 | 16,350.00 | 10,350.00 |
| 018 | 9006 | H.S. PRINCIPAL SUPPORT FUND | 2,000.00 | 2,464.00 | 464.00 |
| 019 | 9171 | WELLNESS GRANT | 3,000.00 | 5,473.50 | 2,473.50 |

**PIKE DELTA YORK LOCAL
SCHOOL DISTRICT
2018-19 Appropriations**

| | | | Initial 2018-19 Appropriations | REVISED APPROPRIATIONS | November Revisions |
|-----|------|------------------------------------|-----------------------------------|---------------------------|-----------------------|
| 019 | 9172 | H.S.T.W. GRANT | 1,000.00 | 0.00 | -1,000.00 |
| 019 | 9173 | J. PATTERSON LIBRARY GRANT | 5,000.00 | 5,000.00 | 0.00 |
| 019 | 9174 | 21ST CENTURY GRANT - MIDDLE SCHOOL | 150,000.00 | 0.00 | -150,000.00 |
| 034 | 9009 | O.S.F.C. MAINTENANCE FUND | 150,000.00 | 98,000.00 | -52,000.00 |
| 200 | 9012 | CLASS OF 2018 | 3,400.00 | 2,500.00 | -900.00 |
| 200 | 9013 | CLASS OF 2019 | 6,000.00 | 9,225.00 | 3,225.00 |
| 200 | 9020 | CLASS OF 2020 | 14,000.00 | 2,635.00 | -11,365.00 |
| 200 | 9021 | CLASS OF 2021 | 1,500.00 | 0.00 | -1,500.00 |
| 200 | 9022 | CLASS OF 2022 | 100.00 | 200.00 | 100.00 |
| 200 | 9023 | CLASS OF 2023 | 18,000.00 | 7,950.00 | -10,050.00 |
| 200 | 9024 | CLASS OF 2024 | 12,000.00 | 9,000.00 | -3,000.00 |
| 200 | 9025 | CLASS OF 2025 | 15,000.00 | 22,000.00 | 7,000.00 |
| 200 | 9026 | CLASS OF 2026 | 0.00 | 15,000.00 | 15,000.00 |
| 200 | 9027 | CLASS OF 2027 | 0.00 | 0.00 | 0.00 |
| 200 | 9150 | MIDDLE SCHOOL SCIENCE CLUB | 0.00 | 0.00 | 0.00 |
| 200 | 9250 | FRENCH CLUB | 0.00 | 0.00 | 0.00 |
| 200 | 9280 | SPANISH CLUB | 150.00 | 0.00 | -150.00 |
| 200 | 9320 | FCCLA | 0.00 | 350.00 | 350.00 |
| 200 | 9330 | FFA | 15,000.00 | 21,300.00 | 6,300.00 |
| 200 | 9340 | FTA | 0.00 | 0.00 | 0.00 |
| 200 | 9380 | MEDS | 0.00 | 0.00 | 0.00 |
| 200 | 9550 | M.S. CHEERLEADERS | 0.00 | 0.00 | 0.00 |
| 200 | 9553 | H.S. CHEERLEADERS | 5,000.00 | 9,000.00 | 4,000.00 |
| 200 | 9610 | H.S. STUDENT COUNCIL | 2,200.00 | 2,225.00 | 25.00 |
| 200 | 9611 | JR. HI STUDENT COUNCIL | 500.00 | 505.00 | 5.00 |
| 200 | 9650 | H.S. SADD | 0.00 | 0.00 | 0.00 |

**PIKE DELTA YORK LOCAL
SCHOOL DISTRICT
2018-19 Appropriations**

| | | | Initial 2018-19 Appropriations | REVISED APPROPRIATIONS | November Revisions |
|-----|------|---------------------------------|-----------------------------------|---------------------------|-----------------------|
| 200 | 9651 | M.S. SADD | 50.00 | 100.00 | 50.00 |
| 200 | 9689 | DEL HI | 2,500.00 | 3,490.00 | 990.00 |
| 200 | 9690 | GREEN & WHITE | 0.00 | 0.00 | 0.00 |
| 200 | 9691 | M.S. YEARBOOK | 375.00 | 1,505.00 | 1,130.00 |
| 200 | 9710 | H.S. NATIONAL HONOR SOCIETY | 125.00 | 0.00 | -125.00 |
| 200 | 9711 | JR. HIGH NATIONAL HONOR SOCIETY | 500.00 | 0.00 | -500.00 |
| 300 | 9200 | DESTINATION IMAGINATION | 25,000.00 | 300.00 | -24,700.00 |
| 300 | 9350 | ART/TECH CLUB | 500.00 | 100.00 | -400.00 |
| 300 | 9440 | HIGH SCHOOL BAND | 12,000.00 | 13,040.00 | 1,040.00 |
| 300 | 9470 | CHORAL-DELAIRE | 10,000.00 | 4,850.00 | -5,150.00 |
| 300 | 9471 | M.S. CHOIR | 0.00 | 1,000.00 | 1,000.00 |
| 300 | 9472 | WOMEN'S GLEE CLUB | 0.00 | 200.00 | 200.00 |
| 300 | 9490 | HIGH SCHOOL MUSICAL | 10,000.00 | 4,500.00 | -5,500.00 |
| 300 | 9500 | ATHLETIC FUND | 75,000.00 | 82,565.00 | 7,565.00 |
| 300 | 9501 | BASEBALL TEAM | 12,000.00 | 10,000.00 | -2,000.00 |
| 300 | 9502 | BASKETBALL TEAM - BOYS | 1,600.00 | 2,000.00 | 400.00 |
| 300 | 9503 | SOCCER TEAM - GIRLS | 1,500.00 | 1,610.00 | 110.00 |
| 300 | 9504 | FOOTBALL TEAM | 6,300.00 | 6,500.00 | 200.00 |
| 300 | 9505 | CROSS COUNTRY TEAM - BOYS | 3,300.00 | 3,500.00 | 200.00 |
| 300 | 9506 | GOLF TEAM | 3,600.00 | 3,500.00 | -100.00 |
| 300 | 9507 | TRACK TEAM - BOYS & GIRLS | 8,000.00 | 7,500.00 | -500.00 |
| 300 | 9508 | SQUARE ONE ART FUNDRAISER | 500.00 | 1,000.00 | 500.00 |
| 300 | 9509 | BASKETBALL TEAM - GIRLS | 10,000.00 | 10,000.00 | 0.00 |
| 300 | 9510 | SOFTBALL TEAM | 6,300.00 | 6,000.00 | -300.00 |
| 300 | 9513 | SOCCER TEAM - BOYS | 2,750.00 | 7,000.00 | 4,250.00 |
| 300 | 9514 | VOLLEYBALL TEAM | 5,000.00 | 5,250.00 | 250.00 |

**PIKE DELTA YORK LOCAL
SCHOOL DISTRICT
2018-19 Appropriations**

| | | | Initial 2018-19 Appropriations | REVISED APPROPRIATIONS | November Revisions |
|--------------|------|------------------------------------|-----------------------------------|---------------------------|-----------------------|
| 300 | 9516 | BOWLING TEAM | 2,300.00 | 2,500.00 | 200.00 |
| 461 | 9018 | VOCATIONAL AG. 5TH QUARTER 2017-18 | 4,195.80 | 4,195.80 | 0.00 |
| 461 | 9019 | VOCATIONAL AG. 5TH QUARTER 2018-19 | 4,195.80 | 4,195.80 | 0.00 |
| 499 | 9019 | SCHOOL SAFETY GRANT | 0.00 | 6,864.75 | 6,864.75 |
| 551 | 9019 | L.E.P. 2018-19 | 2,843.66 | 2,843.66 | 0.00 |
| 516 | 9019 | IDEA-B 2018-19 | 275,966.10 | 275,966.10 | 0.00 |
| 572 | 9018 | TITLE I 2017-18 | 30,000.00 | 30,000.00 | 0.00 |
| 572 | 9019 | TITLE I 2018-19 | 151,470.96 | 151,470.96 | 0.00 |
| 587 | 9019 | IDEA B PRESCHOOL 2018-19 | 275,966.10 | 10,594.76 | -265,371.34 |
| 590 | 9019 | TITLE II-A 2018-19 | 32,073.35 | 32,073.35 | 0.00 |
| 599 | 9018 | 21ST CENTURY GRANT - ELEMENTARY | 200,000.00 | 200,000.00 | 0.00 |
| 599 | 9019 | TITLE IV-A 2018-19 | 13,880.33 | 13,880.33 | 0.00 |
| Total | | | 18,360,019.10 | 18,390,926.01 | 30,906.91 |