


PIKE DELTA YORK
LOCAL
SCHOOL DISTRICT



Monthly Financial Report – May 2018

June 20th, 2018

Matt A. Feasel, Treasurer/C.F.O.



June 20th, 2018

Dear Members of the Pike Delta York Board of Education:

The following pages represent the financial status of the Pike Delta York Local School District as of May 31st, 2018 for all funds submitted for your consideration. Please review the following:

1. General, Revenue & Budget Analysis
2. Cash Reconciliation Report
3. Investment Register
4. Financial Report by Fund
5. Monthly Check Register
6. Unencumbered Liabilities Register
7. Transfer and Advance Register
8. Donations to the District
9. Appropriation Revision for the month of May and fiscal year 2017-18.

As always, if you should have any questions or need any additional information, please feel free to contact me at any time at 419-822-3391, Ext 5103.

Respectfully Submitted,

Matt A. Feasel, Treasurer/CFO
Pike Delta York Local School District

PIKE DELTA YORK LOCAL SCHOOL DISTRICT

Monthly Financial Narrative

General Fund Analysis

This document is prepared in an attempt to summarize the cash position of the Pike Delta York Local School District as of the end of May, 2018. This analysis incorporates four (4) different areas:

1. 2017-18 Fiscal Year Estimate - This column represents the actual cash balance on July 1, 2017 (\$ 3,709,120.28) at the beginning of the fiscal year. It also contains the projected revenue from July 1, 2017 to June 30, 2018, (\$ 14,107,658.00); the projected expenditure level (\$ 14,051,982.00) and the projected ending balance (\$ 3,764,796.28) on June 30, 2018.
2. May 2018 Actual - This column represents actual activity for the month of May, 2018.
3. 2017-18 Fiscal Y-T-D - This column represents actual activity from the 1st of July, 2017 through the end of May, 2018.

SUMMARY

We are maintaining our cash position due to the “non-event” year that we have had. When I say that I mean that we really haven’t had any major financial events that have drastically affected our overall cash position. We continue to monitor every transaction as we proceed through the final month of the year.

On an annual comparison, our revenue is \$ 9,671.56 less this year than what it was last year at the end of May. Our real estate collection and foundation have helped offset the Toledo Edison shortfall. We are less than one (-.07%) percent below last year’s May 31st revenue collection. Expenditures are up \$ 344,046.68 due primarily to personnel, which was anticipated.

Pike Delta York Local Schools

General Fund Analysis

May 2018

	2017-18 Estimate	May 2018 Summary	2017-18 Fiscal Y-T-D
Beginning Balance	3,709,120.28	4,490,202.43	3,709,120.28
Revenue	14,107,658.00	655,962.51	13,057,658.04
Expenditures	14,051,982.00	1,172,782.76	12,793,396.14
Ending Balance	3,764,796.28	3,973,382.18	3,973,382.18
Projected Ending Balance - May 2018		3,942,462.00	
Variance		30,920.18	

PIKE DELTA YORK LOCAL SCHOOL DISTRICT Monthly Financial Narrative

General Fund Revenue Analysis

This document evaluates our sources of revenue.

1. 2017-18 Estimates – This column represents the most current revenue projections from July 1st, 2017 through June 30th, 2018.
2. Projected Revenue for May of 2018 – This column represents the estimated revenue that the district anticipated receiving during the month May.
3. May 2018 Actual - This column represents actual cash receipts received during the month of May of 2018.
4. 2017-18 Projected – This column represents the estimated revenue from July 2017 through May 2018.
5. 2017-18 Actual – This column represents actual cash receipts received from July of 2017 through May of 2018.
6. Variance - This column represents the estimated revenue from July 2017 through May 2018 (Column 4) minus the actual receipts that we have actually received during that same time period (Column 5) to give us a variance for comparison purposes.
7. Percentage Received – Revenue actually received divided by the anticipated revenue.

SUMMARY

The revenue for May was, for the most part, what we expected. Our investment earnings were not quite where we had hoped they would be due to the re-allocation of scholarship interest and updating the interest distribution from RedTree. I think everything is updated and you should be able to see an accurate distribution of the general and scholarship interest. The foundation payment continues to make-up ground in terms of the less than anticipated collection over the first eight months of the fiscal year.

I will be looking at the line-by-line detail of the revenue and the budget over the next couple of weeks, in anticipation of year-end-closing. I will be crossing the “t’s” and dotting the “i’s” to make sure everything is where we need it to be. I still do not anticipate any significant changes if any at this point.

Pike Delta York Local Schools

General Fund Revenue Analysis

May 2018

<i>Revenue Source</i>	2017-18 Annual Estimate	May 2018 Projected	May 2018 Actual	2017-18 Projected	2017-18 Actual	Annual Variance	Percentage Received
Real Estate Taxes	4,547,596.00	0.00	0.00	4,547,598.00	4,629,118.09	81,520.09	101.79%
Public Utility Pers. Prop.	484,046.00	0.00	0.00	484,046.00	211,371.78	-272,674.22	43.67%
Investments	40,520.00	5,183.00	2,176.21	39,474.00	55,033.11	15,559.11	135.82%
Other Local Receipts	906,358.00	45,077.00	41,981.11	713,496.00	714,882.69	1,386.69	78.87%
State Foundation	7,214,723.00	583,196.00	592,110.12	6,644,947.00	6,628,415.83	-16,531.17	91.87%
Homestead/Rollback	556,969.00	0.00	0.00	556,969.00	551,761.73	-5,207.27	99.07%
Tangible Reimbursement	0.00	0.00	0.00	0.00	-42,031.65	-42,031.65	0.00%
Other State/Fed. Receipts	307,446.00	9,236.00	19,695.07	175,358.00	301,437.94	126,079.94	98.05%
Non-Operating Receipts	50,000.00	0.00	0.00	-486.00	7,668.52	8,154.52	15.34%
Totals	14,107,658.00	642,692.00	655,962.51	13,161,402.00 93.29%	13,057,658.04	-103,743.96 -0.74%	92.56%

PIKE DELTA YORK LOCAL SCHOOL DISTRICT Monthly Financial Narrative

General Fund Budget Analysis

This document evaluates our expenditure levels.

1. 2017-18 Projected Expenditures - Projected expenditure levels for the 2017-18 fiscal year.
2. May Projected Expenditures - Expenditures projected for the month of May of 2018.
3. May 2017 Actual Expenditures - Actual expenditures incurred during the month of May of 2018.
4. 2017-18 Projected Expenditures - This column represents projected expenditures from the 1st of July, 2017 through the end of May 2018.
5. 2017-18 Expenditures - Actual expenditures from July 1st, 2017 through the end of May, 2018.
6. Variance - This column represents the estimated expenditures from July 1st, 2017 through the end of May, 2018 (Column 4) minus the actual expenditures that have actually been incurred during that same period (Column 5) to give us a variance for comparison purposes.
7. % Expended - This figure represents the percentage of funds committed for that specific expenditure area for the year.

SUMMARY

Salaries, wages and fringe benefits continue to stay in line with our projections. We were higher on the salary side this month due to an increase in substitutes costs. That always happens in the spring. Our fringe benefits continue to be under budget and we anticipate that we will be under budget for the year at the end of June. The rest of the areas of our expenditures, with exception of supplies, continues to be under our budget and our projected levels.

Originally we had projected a four (4.00%) rate of growth in our budget for this year. We currently stand at 2.76%. This is an increase of \$ 344,046.68 from our 2016-17 May expenditure levels.

Pike Delta York Local Schools

General Fund Budget Analysis

May 2018

<i>Expenditure Area</i>	2017-18 Appropriations	May 2018 Projected	May 2018 Expenditures	2017-18 Projected	2017-18 Actual	Annual Variance	% Expended
Salaries & Wages	7,291,242.00	552,282.00	586,783.26	6,677,171.00	6,735,105.57	57,934.57	92.37%
Fringe Benefits	3,164,841.00	255,954.00	257,684.24	2,914,095.00	2,892,839.19	-21,255.81	91.41%
Total	10,456,083.00	808,236.00	844,467.50	9,591,266.00	9,627,944.76	36,678.76	92.08%
Purchased Services	2,624,043.00	212,593.00	277,582.18	2,570,495.00	2,522,655.29	-47,839.71	96.14%
Supplies & Materials	463,184.00	23,181.00	48,650.79	401,692.00	436,344.79	34,652.79	94.21%
Capital Outlay	300,000.00	150,000.00	0.00	155,916.00	4,062.69	-151,853.31	1.35%
Other Objects	208,672.00	66.00	2,082.29	208,690.00	202,388.61	-6,301.39	96.99%
Non-Operational	0.00	0.00	0.00	0.00	0.00	0.00	0.00%
Totals	3,595,899.00	385,840.00	328,315.26	3,336,793.00	3,165,451.38	-171,341.62	88.03%
Grand Total	14,051,982.00	1,194,076.00	1,172,782.76	12,928,059.00	12,793,396.14	-134,662.86	91.04%
				92.00%		-0.96%	

Pike Delta York Local Schools

General Fund Year To Date Analysis

May 2018

	May 2017 Actual	May 2018 Actual	Annual Variance	Percentage of Variance
<i>Beginning Cash Balance</i>	3,780,711.71	3,709,120.28	-71,591.43	-1.89%
<i>Revenue Sources</i>				
Real Estate Taxes	4,480,389.96	4,629,118.09	148,728.13	3.32%
Personal Tangible Taxes	474,555.02	211,371.78	-263,183.24	-55.46%
Investments	36,979.46	55,033.11	18,053.65	48.82%
Other Local Receipts	739,906.25	714,882.69	-25,023.56	-3.38%
State Foundation	6,449,651.37	6,628,415.83	178,764.46	2.77%
Homestead/Rollback	548,737.62	551,761.73	3,024.11	0.55%
Tangible Reimbursement	74,228.35	-42,031.65	-116,260.00	0.00%
Other State Receipts	262,660.73	301,437.94	38,777.21	14.76%
Non-Operating Receipts	220.84	7,668.52	7,447.68	3372.43%
Total Revenue	13,067,329.60	13,057,658.04	-9,671.56	-0.07%
<i>Expenditure Area</i>				
Salaries & Wages	6,466,304.69	6,735,105.57	268,800.88	4.16%
Fringe Benefits	2,825,189.01	2,892,839.19	67,650.18	2.39%
Purchased Services	2,424,013.05	2,522,655.29	98,642.24	4.07%
Supplies & Materials	404,377.97	436,344.79	31,966.82	7.91%
Capital Outlay	43,848.28	4,062.69	-39,785.59	-90.73%
Other Objects	205,616.46	202,388.61	-3,227.85	-1.57%
Non-Operational Expenses	80,000.00	0.00	-80,000.00	0.00%
Total Expenditures	12,449,349.46	12,793,396.14	344,046.68	2.76%
<i>Ending Cash Balance</i>	4,398,691.85	3,973,382.18	-425,309.67	-9.67%

Pike-Delta-York Local School District

Cash Reconciliation

May 2018

	<u>Sub-Totals</u>	<u>Totals</u>
Gross Depository Balances:		
F&M Warrant	62,500.00	
PayForIt	14,721.50	
Total Depository Balances (Gross)		77,221.50
Adjustments to Bank Balance:		
Cash in Transit to Bank		
Outstanding Checks	(40,565.15)	
Other		
Total Adjustments		-40,565.15
Other Investments:		
F&M - Money Market (Commercial Sweep)	72,284.27	
Star Ohio - General Fund	1,781,591.36	
Star Plus	6,177.69	
RedTree Investments	3,882,183.16	
Total Investments		5,742,236.48
Petty Cash:		
Athletic Checking	24,000.00	
Main Office	75.00	
Total Petty Cash		24,075.00
Change Funds:		
Board Office	-	
H.S. Office	\$50.00	
Athletic's	-	
Cafeterias	-	
Total Change Funds		50.00
BANK BALANCE		\$ 5,803,017.83
CURRENT CASH BALANCE		\$ 5,803,017.83
Payroll Clearing Account	\$ 43,538.60	

DATE: 06/05/2018
TIME: 15:45

PIKE-DELTA-YORK LOCAL SCHOOLS
CASH RECONCILIATION AS OF 05/31/2018

PAGE: 1
(USAEMSED)

	SUB-TOTALS	TOTALS
	-----	-----
Gross Depository Balances:		
F & M - Operating Account	\$ 62,500.00	
F & M - Pay-For-It Account	14,721.50	

Total Depository Balances (Gross)		\$ 77,221.50
Adjustments to Bank Balance:		
Cash in Transit to Bank	\$ 0.00	
Outstanding Checks	40,565.15-	
Adjustments	0.00	


Total Adjustments to Bank Balance		40,565.15-
Investments:		
Treasury Bonds and Notes	\$ 0.00	
Certificate of Deposits	0.00	
Other Securities	0.00	
Other Investments:		
F & M - Money Market Sweep	72,284.27	
Star Ohio - General Fund	1,781,591.36	
Star Plus	6,177.69	
RedTree Investments	3,882,183.16	

Total Investments		5,742,236.48
Cash on Hand:		
Petty Cash:		
Petty Cash - Athletic Checking	\$ 24,000.00	
Petty Cash - Board Office	75.00	
Change Cash:		
High School Office	\$ 50.00	
Cash with Fiscal Agent	0.00	

Total Cash on Hand		24,125.00

Total Balances		\$ 5,803,017.83
		=====
Total Fund Balance		\$ 5,803,017.83
		=====
Depository Clearance Accounts:		
F & M - Payroll Account	\$ 43,538.60	

Total Clearance Account Balances		\$ 43,538.60



Treasurer

PIKE-DELTA-YORK LOCAL SCHOOL DISTRICT INVESTMENT LISTING

May 31, 2018

Institution	Account Type	Account Number	Receives Interest	MTD Interest		Month End Balance
STAR Ohio	GF	11278	Monthly	\$ 3,005.08	1.89%	\$ 1,781,591.36
STAR Plus	GF	104791302979	Monthly	\$ 9.96	1.92%	\$ 6,167.73
F&M State Bank	Sweep	00-46762	Monthly	\$ 166.83		\$ 184,374.13
F&M State Bank	Warrant	00-46763	N/A	\$ -		\$ 62,500.00
F&M State Bank	PayFortt	21-62209	N/A	\$ -		\$ 14,721.50
REDTREE	Various	X90527	Monthly	\$ 1,495.74	2.02%	\$ 3,882,183.16

TOTAL INVESTMENTS	\$ 4,677.61	\$ 5,931,537.88
--------------------------	--------------------	------------------------

Monthly Investment Summary
Pike-Delta-York Local Schools
US Bank Custodian Acct Ending x90527
 May 31, 2018

Monthly Cash Flow Activity

From 04-30-18 through 05-31-18

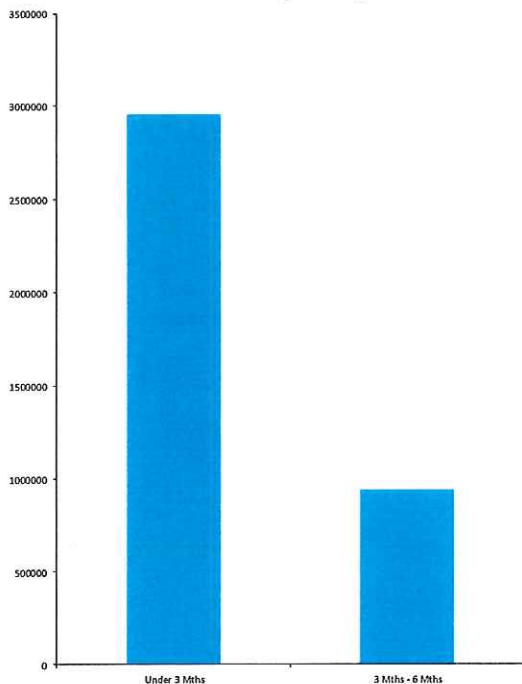
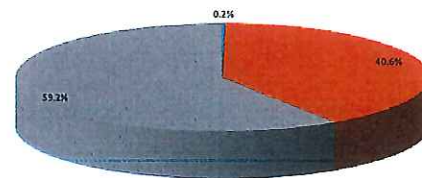
Beginning Book Value	3,880,687.42
Contributions	0.00
Withdrawals	0.00
Prior Month Management Fees	-282.32
Realized Gains/Losses	0.00
Gross Interest Earnings	1,778.06
Ending Book Value	3,882,183.16

Market Value Summary

Security Type	Market Value	Pct. Assets	Avg Yield at Cost	Wght Avg Mat
Money Market Fund				
MONEY MARKET FUND	8,552.32	0.2	1.60	0.00
Fixed Income				
U.S. TREASURY BILLS	1,582,529.50	40.6	1.83	0.25
Commercial Paper				
COMMERCIAL PAPER	2,306,898.20	59.2	2.14	0.17
TOTAL PORTFOLIO	3,897,980.02	100.0	2.02	0.20

Maturity Distribution

Distribution by Maturity


Security Type Allocation

Disclosures:

RedTree's internal accounting system is used as the source of the market value of this account. Although obtained from a source believed to be reliable, we cannot guarantee its accuracy. You should review all account statements provided by the custodian and compare with the statements provided by RedTree.

Portfolio Holdings Report
Pike-Delta-York Local Schools
US Bank Custodian Acct Ending x90527
 May 31, 2018

Quantity	Cusip	Security Description	Moody's	S&P	Cost Basis	Market Value	Yield at Cost	Wtd Maturity	Purchase Date	
U.S. TREASURY BILLS										
300,000	912796MF3	US Treasury Bill 0.000% Due 06-21-18	P-1	A-1+	298,441.07	299,715.90	1.66	0.06	02-28-18	
300,000	912796PR4	US Treasury Bill 0.000% Due 07-26-18	P-1	A-1+	297,847.22	299,179.50	1.76	0.16	02-28-18	
295,000	912796PV5	US Treasury Bill 0.000% Due 08-23-18	P-1	A-1+	292,402.41	293,735.92	1.82	0.23	02-28-18	
145,000	912796PZ6	US Treasury Bill 0.000% Due 09-20-18	P-1	A-1+	143,837.75	144,149.43	1.90	0.31	04-20-18	
350,000	912796QD4	US Treasury Bill 0.000% Due 10-18-18	P-1	A-1+	346,584.97	347,344.55	1.95	0.39	04-19-18	
200,000	912796QE2	US Treasury Bill 0.000% Due 10-25-18	P-1	A-1+	198,060.49	198,404.20	1.98	0.41	04-30-18	
					1,577,173.91	1,582,529.50	1.83	0.25		
COMMERCIAL PAPER										
250,000	09659CFU7	BNP Paribas 0.000% Due 06-28-18	P-1	A-1	248,283.33	249,645.00	2.07	0.08	02-28-18	
250,000	06538CFU0	MUFG Bank 0.000% Due 06-28-18	P-1	A-1	248,266.67	249,645.00	2.09	0.08	02-28-18	
250,000	63873KFU6	Natixis NY 0.000% Due 06-28-18	P-1	A-1	248,316.67	249,645.00	2.03	0.08	02-28-18	
250,000	89119BFU5	TD USA 0.000% Due 06-28-18	P-1	A-1+	248,291.67	249,645.00	2.06	0.08	02-28-18	
250,000	36164KGL9	General Electric Capital Corp Treasury 0.000% Due 07-20-18	P-1	A-1	247,940.00	249,302.50	2.08	0.14	02-26-18	
250,000	4497W1GP5	ING US CP 0.000% Due 07-23-18	P-1	A-1	247,897.08	249,260.00	2.08	0.15	02-26-18	
250,000	89233HGT5	Toyota Motor Credit 0.000% Due 07-27-18	P-1	A-1+	247,843.75	249,202.50	2.09	0.16	02-27-18	
315,000	22533UHT3	Credit Agricole NY 0.000% Due 08-27-18	P-1	A-1	312,625.95	313,355.70	2.30	0.24	04-30-18	
250,000	46640QLK5	JP Morgan 0.000% Due 11-19-18	P-1	A-1	246,991.81	247,197.50	2.45	0.47	05-24-18	
					2,296,456.93	2,306,898.20	2.14	0.17		
MONEY MARKET FUND										
	USBMMF	First American Treasury Obligations Fund			8,552.32	8,552.32	1.60			
TOTAL PORTFOLIO					3,882,183.16	3,897,980.02	2.02	0.20		

Disclosures:

RedTree's internal accounting system is used as the source of the market value of this account. Although obtained from a source believed to be reliable, we cannot guarantee its accuracy. You should review all account statements provided by the custodian and compare with the statements provided by RedTree.

Questions? Call 888.596.2293 or email info@redtreeinv.com

FINANCIAL SUMMARY REPORT
 Processing Month: May 2018
 PIKE-DELTA-YORK LOCAL SCHOOLS

Fnd	Scc	Description	Beginning Balance	MTD Revenues	FYTD Revenues	MTD Expenditures	FYTD Expenditures	Current Available Balance
001	0000	GENERAL FUND	3,702,755.02	655,862.51	13,039,148.04	1,171,922.86	12,783,427.27	3,958,475.79
001	9000	GENERAL FUND - TECHNOLOGY	6,365.26	100.00	18,510.00	859.90	9,968.87	14,906.39
002	9009	BOND RETIREMENT - O.S.F.C	882,018.94	.00	1,041,837.10	.00	321,160.57	1,602,695.47
002	9799	BOND RETIREMENT - REFINAN	446,764.28	45,772.98	454,848.89	.00	1,291,070.59	389,457.42-
003	0000	PERMANENT IMPROVEMENT FUN	84,754.87	.00	89,316.37	2,500.00-	233,410.50	59,339.26-
004	9009	BUILDING FUND-PROJECT LFI	741.06	.00	.00	.00	.00	741.06
006	0000	FOOD SERVICE FUND	55,834.24	40,837.26	412,169.02	54,473.51	466,625.15	1,378.11
007	9001	BEN ATHERTON MEMORIAL SCH	3,000.00	24.10	24.10	.00	.00	3,024.10
007	9002	NATE PARSONS MEMORIAL SCH	1,425.00	11.78	1,031.78	.00	.00	2,456.78
007	9100	CLYDE J KINNEY SCHOLARSHI	26,233.65	111.54	210.86	.00	.00	26,444.51
007	9290	COACH CORY'S BACKPACK BUD	3,653.83	145.00	2,815.78	.00	2,694.67	3,774.94
007	9300	TOMMY CHILDRESS JR. MEMOR	4,829.37	21.22	2,139.50	.00	.00	6,968.87
007	9400	PDYLSO BOARD OF EDUCATION	.00	200.00	1,200.00	.00	600.00	600.00
007	9500	PDY FACULTY & STAFF MEMOR	33,515.40	142.70	889.04	.00	.00	34,404.44
007	9600	DALE E ADAMS SCHOLARSHIP	500.00	4.02	4.02	.00	.00	504.02
007	9800	CLASS OF 1956 MEMORIAL SC	2,456.60	10.44	19.74	.00	.00	2,476.34
007	9900	RICHARD SELL MEMORIAL SCH	503,745.91	2,141.80	4,048.92	.00	.00	507,794.83
007	9990	SPROW BUCKS - TEACHER GRA	3,111.24	.00	.00	.00	1,119.88	1,991.36
007	9991	KICKSTARTER SCHOLARSHIP	.00	360.00	710.00	.00	.00	710.00
009	9100	U.S.S.F. - DELTA ELEMENTA	.00	984.00	9,876.50	.00	26,663.97	16,787.47-
009	9200	U.S.S.F. - DELTA M.S.	.00	1,054.85	9,545.80	.00	17,696.32	8,150.52-
009	9300	U.S.S.F. - DELTA H.S.	.00	5,237.75	19,084.54	.00	15,313.63	3,770.91
018	9002	DELTA ELEMENTARY	18,773.37	6,701.09	22,586.67	213.01	13,635.88	27,724.16
018	9005	DELTA MIDDLE SCHOOL	3,440.41	482.46	5,852.24	83.05	4,985.02	4,307.63
018	9006	DELTA HIGH SCHOOL	2,161.12	257.55	1,739.99	377.77	1,427.52	2,473.59
019	9171	WELLNESS GRANT	2,720.00	.00	2,760.00	600.00	2,446.50	3,033.50
019	9172	H.S.T.W. GRANT	.00	.00	2,000.00	.00	2,000.00	.00
019	9173	J. PATTERSON LIBRARY GRAN	5,000.00	.00	.00	.00	.00	5,000.00
019	9174	21st CENTURY GRANT	2.98	3,139.56	3,139.56	1,350.00	1,350.00	1,792.54
034	9009	PERMANENT IMPROVEMENT - O	37,208.50	.00	77,809.78	13,401.75	147,816.14	32,797.86-
200	9009	CLASS OF 2015	300.45	.00	.00	.00	300.45	.00
200	9011	CLASS OF 2017	146.20	.00	.00	.00	146.20	.00
200	9012	CLASS OF 2018	8,598.74	80.00	600.00	.00	1,127.49	8,071.25
200	9013	Class Of 2019	720.50	1,700.00	18,801.53	5,688.75	9,604.29	9,917.74
200	9020	CLASS OF 2020	871.56	.00	2,577.00	1,491.00	1,491.00	1,957.56
200	9021	CLASS OF 2021	620.81	.00	.00	.00	94.04	526.77
200	9022	CLASS OF 2022	10,469.50	928.00	14,496.46	8,530.18	15,926.42	9,039.54
200	9023	CLASS OF 2023	5,019.39	.00	10,861.08	.00	11,700.20	4,180.27
200	9024	CLASS OF 2024	2,515.67	.00	25,373.15	972.44	17,021.45	10,867.37
200	9025	CLASS OF 2025	.00	1,321.40	19,075.44	.00	12,516.95	6,558.49
200	9100	H.S. - DRAMA CLUB	.00	.00	502.00	375.50	480.50	21.50
200	9150	M.S. - SCIENCE CLUB	737.47	.00	.00	.00	.00	737.47
200	9280	SPANISH CLUB	2,125.40	.00	400.00	.00	151.31	2,374.09
200	9320	FCCLA	3,684.16	.00	400.00	.00	.00	4,084.16
200	9330	FFA	3,577.11	178.00	10,562.43	.00	12,790.94	1,348.60
200	9550	M.S. SPIRIT CLUB/CHEERLEA	2,336.58	.00	.00	.00	.00	2,336.58

FINANCIAL SUMMARY REPORT
Processing Month: May 2018
PIKE-DELTA-YORK LOCAL SCHOOLS

Fn	Sc	Description	Beginning Balance	MTD Revenues	FYTD Revenues	MTD Expenditures	FYTD Expenditures	Current Available Balance
200	9553	CHEERLEADERS HIGH SCHOOL	3,497.33	.00	4,449.00	.00	3,978.67	3,967.66
200	9610	H.S. STUDENT COUNCIL	3,514.94	.00	3,638.00	1,059.39	2,210.03	4,942.91
200	9611	JR. HI STUDENT COUNCIL	332.55	.00	523.10	152.97	548.16	307.49
200	9650	H.S. SADD	871.08	.00	.00	.00	.00	871.08
200	9651	M.S. SADD	419.99	.00	.00	.00	32.67	387.32
200	9689	DEL HI	2,944.83	.00	2,685.00	93.08	2,351.59	3,278.24
200	9690	GREEN & WHITE	824.60	.00	35.50	.00	.00	860.10
200	9691	M.S. YEARBOOK	3,540.45	413.00	2,313.00	.00	325.73	5,527.72
200	9710	H.S. NATIONAL HONOR SOCIE	327.77	110.00	140.00	128.56	128.56	339.21
200	9711	JR. HIGH NATIONAL HONOR S	2,137.09	329.05	728.35	.00	237.13	2,628.31
300	9200	DESTINATION IMAGINATION	1,680.94	17,096.17	42,836.16	2,200.00	15,752.26	28,764.84
300	9350	ART/TECH CLUB	783.98	.00	993.80	53.46	529.46	1,248.32
300	9440	HIGH SCHOOL BAND	2,570.47	.00	11,159.76	1,160.84	11,023.05	2,707.18
300	9450	DELTA ELEMENTARY MUSICAL	2.06	.00	.00	.00	.00	2.06
300	9460	ELEMENTARY MUSICAL II	3.05	.00	.00	.00	.00	3.05
300	9470	CHORAL-DELAIRE	3,331.81	28.00	6,270.28	.00	6,460.58	3,141.51
300	9490	HIGH SCHOOL MUSICAL	3,853.32	406.80	13,659.32	1,376.59	9,654.85	7,857.79
300	9500	ATHLETIC FUND	.00	2,226.00	74,158.70	4,073.42	53,844.87	20,313.83
300	9501	BASEBALL TEAM	17,458.01	.00	9,192.00	5,805.80	9,926.88	16,723.13
300	9502	BASKETBALL TEAM - BOYS	2,942.00	.00	784.00	.00	1,601.90	2,124.10
300	9503	SOCCER TEAM - GIRLS	404.04	.00	1,020.50	.00	1,534.64	110.10-
300	9504	FOOTBALL TEAM	1,285.39	940.00	6,450.00	507.00	6,311.97	1,423.42
300	9505	CROSS COUNTRY TEAM - BOYS	3,198.92	.00	2,616.75	200.00	3,290.60	2,525.07
300	9506	GOLF TEAM	685.36	45.00	4,446.00	337.00	3,595.70	1,535.66
300	9507	TRACK TEAM - BOYS & GIRLS	.00	.00	5,437.00	5,766.48	7,761.66	2,324.66-
300	9508	SQUARE ONE ART FUNDRAISER	1,363.93	.00	1,410.17	.00	488.55	2,285.55
300	9509	BASKETBALL TEAM - GIRLS	1,904.06	850.00	7,442.70	1,304.99	8,064.67	1,282.09
300	9510	SOFTBALL TEAM	.00	40.00	6,424.82	2,524.55	5,656.07	768.75
300	9513	SOCCER TEAM - BOYS	.00	120.00	2,845.00	.00	2,773.33	71.67
300	9514	VOLLEYBALL TEAM	3,755.67	.00	7,915.00	129.99	4,897.62	6,773.05
300	9516	BOWLING TEAM	1,196.50	.00	2,020.00	.00	2,270.00	946.50
461	9017	VO. AG. 5TH QUARTER GRANT	.00	.00	4,195.80	.00	350.00	3,845.80
572	9017	TITLE I 2016-17	7,497.02	.00	41,328.87	7,408.08-	48,825.89	.00
572	9018	TITLE I 2017-18	.00	.00	68,927.88	21,450.38	115,808.25	46,880.37-
590	9017	TITLE II-A 2016-17	1,665.81	.00	1,499.79	.00	11,244.06	8,078.46-
590	9018	TITLE II-A 2017-18	.00	14,271.27	31,272.94	4,857.62	46,147.39	14,874.45-
599	9013	MISCELLANEOUS FEDERAL GRA	.00	.00	1,767.76	.00	.00	1,767.76
599	9018	21st CENTURY GRANT	.00	68,614.52	111,505.08	50,721.19	138,378.58	26,873.50-
Grand Total All Funds			5,946,727.56	873,299.82	15809,059.36	1,354,334.95	15952,769.09	5803,017.83
Total Invested Funds			.00					

Check#	Check Date	Org Sta	Vendor Paid	Check Amount	Status Date
060241	05/03/2018	W/R	A-1 AMUSEMENT & PARTY RENTAL	1,899.50	05/31/2018
060242	05/03/2018	W/R	BLUE LAKES CHARTERS & TOURS	3,476.00	05/31/2018
060243	05/03/2018	W/R	OAEP	285.00	05/31/2018
060244	05/03/2018	W/R	U.S. BANK EQUIPMENT FINANCE	3,084.35	05/31/2018
060245	05/04/2018	W/R	GENERAL BINDING CORPORATION	105.00	05/31/2018
060246	05/04/2018	W/R	AMY ROTH	82.97	05/31/2018
060247	05/04/2018	W/R	BRICKER & ECKLER LLP	715.00	05/31/2018
060248	05/04/2018	W/R	CALAWAY'S FLOWERS & ANTIQUES	203.95	05/31/2018
060249	05/04/2018	W/R	CARDINAL BUS SALES &	89.41	05/31/2018
060250	05/04/2018	W/R	CDW-G	228.00	05/31/2018
060251	05/04/2018	W/R	COMMERCE PAPER CO.	1,086.00	05/31/2018
060252	05/04/2018	W/R	DECKER EQUIPMENT	308.63	05/31/2018
060253	05/04/2018	W/R	DEEDRA DIXON	43.98	05/31/2018
060254	05/04/2018	W/R	DELTA PHYSICAL THERAPY AND	2,500.00	05/31/2018
060255	05/04/2018	W/W	DEREK FRIESS	83.58	
060256	05/04/2018	W/R	ENNIS BRITTON CO., LPA	1,037.00	05/31/2018
060257	05/04/2018	W/R	FORREST AUTO SUPPLY	588.80	05/31/2018
060258	05/04/2018	W/R	GINNY GAYNOR	46.02	05/31/2018
060259	05/04/2018	W/R	HEALTHCARE PROCESS CONSULTING	2,750.00	05/31/2018
060260	05/04/2018	W/R	HEARTLAND COSTUMES	178.35	05/31/2018
060261	05/04/2018	W/R	HILTON COLUMBUS AT EASTON	378.00	05/31/2018
060262	05/04/2018	W/R	HIT, INC.	174.00	05/31/2018
060263	05/04/2018	W/R	HOUGHTON MIFFLIN HARCOURT	98.00	05/31/2018
060264	05/04/2018	W/R	JAMES L. BROWN, II	850.00	05/31/2018
060265	05/04/2018	W/R	LITTLE CAESARS PIZZA	120.00	05/31/2018
060266	05/04/2018	W/R	LOUDONVILLE-PERRYSVILLE EX VI	1,764.00	05/31/2018
060267	05/04/2018	W/R	NEOFUNDS BY NEOPOST	700.00	05/31/2018
060268	05/04/2018	W/R	Northwest Ohio Educational	20,715.89	05/31/2018
060269	05/04/2018	W/R	OFFICE DEPOT BUSINESS SERVICES	286.06	05/31/2018
060270	05/04/2018	W/R	PRO DJ'S OHIO	450.00	05/31/2018
060271	05/04/2018	W/R	ROSE PEST SOLUTIONS	220.00	05/31/2018
060272	05/04/2018	W/R	SCHOOL PRIDE, LTD.	965.00	05/31/2018
060273	05/04/2018	W/R	AMAZON.COM	57.81	05/31/2018
060274	05/04/2018	W/R	TEAM SPORTS, INC.	8,463.35	05/31/2018
060275	05/04/2018	W/R	THE GOODIES FACTORY	1,491.00	05/31/2018
060276	05/04/2018	W/R	TREASURER	197.15	05/31/2018
060277	05/04/2018	W/R	VALLEY ATHLETICS	239.80	05/31/2018
060278	05/11/2018	C/R	TREASURER	294,269.80	05/31/2018
060279	05/09/2018	W/R	AMY ROTH	224.76	05/31/2018
060280	05/09/2018	W/W	BODY SHOP GYM	140.00	
060281	05/09/2018	W/R	BOWLING GREEN CHILDREN'S OPERA	275.00	05/31/2018
060282	05/09/2018	W/R	DC ALPHAGRAPHICS COLUMBUS	503.27	05/31/2018
060283	05/09/2018	W/R	JAMES WOLPERT	644.49	05/31/2018
060284	05/09/2018	W/R	LAMMON BROTHERS	360.00	05/31/2018
060285	05/09/2018	W/R	LYONS LP GAS CO.	2,581.50	05/31/2018
060286	05/09/2018	W/R	MELLOCRAFT	978.00	05/31/2018
060287	05/09/2018	W/R	NICHOLS PAPER & SUPPLY	934.56	05/31/2018
060288	05/09/2018	W/R	OHIO GAS COMPANY	4,006.27	05/31/2018
060289	05/09/2018	W/R	REPUBLIC SERVICES	3,628.69	05/31/2018
060290	05/09/2018	W/R	ROGERS ATHLETIC COMPANY	489.00	05/31/2018
060291	05/09/2018	W/R	TIME WARNER CABLE, INC.	264.19	05/31/2018
060292	05/09/2018	W/R	TOLEDO EDISON CO.	29,937.83	05/31/2018

Check#	Check Date	Org Sta	Vendor Paid	Check Amount	Status Date
060293	05/09/2018	W/R	TRANSPORTATION ACCESSORIES	362.28	05/31/2018
060294	05/09/2018	W/R	UNITY SCHOOL BUS PARTS	321.09	05/31/2018
060295	05/09/2018	W/R	WAL MART #2350	731.89	05/31/2018
060296	05/09/2018	W/R	WYSE ELECTRIC	335.99	05/31/2018
060297	05/11/2018	W/R	ACE HARDWARE	159.50	05/31/2018
060298	05/11/2018	W/R	AFFILIATED	1,174.25	05/31/2018
060299	05/11/2018	W/R	ANGELA BELCHER	251.42	05/31/2018
060300	05/11/2018	W/R	ARES SPORTSWEAR	2,224.57	05/31/2018
060301	05/11/2018	W/R	BAKER'S GAS & WELDING SUPPLIES	7.92	05/31/2018
060302	05/11/2018	W/R	DELTA HARDWARE & INDUSTRIAL,	183.92	05/31/2018
060303	05/11/2018	W/R	EDGE DOCUMENT SOLUTIONS, LLC	695.00	05/31/2018
060304	05/11/2018	W/R	FASTENAL	8.58	05/31/2018
060305	05/11/2018	W/R	FLEETPRIDE	280.65	05/31/2018
060306	05/11/2018	W/R	GRAINGER	52.92	05/31/2018
060307	05/11/2018	W/R	HIT, INC.	116.00	05/31/2018
060308	05/11/2018	W/R	JAMES WOLPERT	80.00	05/31/2018
060309	05/11/2018	W/R	JOSTENS, INC	304.79	05/31/2018
060310	05/11/2018	W/R	JUST BOUNCIN	1,350.00	05/31/2018
060311	05/11/2018	W/R	PERFORMANCE HEALTH SUPPLY INC	46.72	05/31/2018
060312	05/11/2018	W/R	MR. LIGHTBULB	238.00	05/31/2018
060313	05/11/2018	W/R	NICOLE JAMES	93.08	05/31/2018
060314	05/11/2018	W/R	OHIO KIDS FOR CREATIVITY	2,200.00	05/31/2018
060315	05/11/2018	W/R	RETTIG MUSIC	2,470.00	05/31/2018
060316	05/11/2018	W/R	RYAN ROBERTSON LLC	2,630.00	05/31/2018
060317	05/11/2018	W/R	TED HASELMAN	547.75	05/31/2018
060318	05/11/2018	W/R	TREASURER OF STATE OF OHIO	1,271.00	05/31/2018
060319	05/11/2018	W/R	TREASURER	112.01	05/31/2018
060320	05/13/2018	W/R	GORDON FOOD SERVICE	10,570.15	05/31/2018
060321	05/13/2018	W/R	NICKLES BAKERY INC.	769.32	05/31/2018
060322	05/13/2018	W/R	REITER	2,458.05	05/31/2018
060323	05/13/2018	W/R	TREASURER, STATE OF OHIO	855.80	05/31/2018
060324	05/14/2018	W/R	COMMUNITY MARKETS	118.63	05/31/2018
060325	05/14/2018	W/R	GORDON FOOD SERVICE	10,724.32	05/31/2018
060326	05/14/2018	W/R	NICKLES BAKERY INC.	759.83	05/31/2018
060327	05/14/2018	W/R	REITER	2,446.57	05/31/2018
060328	05/14/2018	W/R	TOLEDO MUDHENS	912.50	05/31/2018
060329	05/14/2018	W/R	TREASURER, STATE OF OHIO	644.84	05/31/2018
060330	05/16/2018	W/R	JAMMERS DESIGNS, LLC	34.00	05/31/2018
060331	05/16/2018	W/R	VISA/F & M STATE BANK	5,684.63	05/31/2018
060332	05/16/2018	W/R	WMTR RADIO	350.00	05/31/2018
060333	05/18/2018	W/R	ADVANCED INCENTIVES	1,404.39	05/31/2018
060334	05/18/2018	W/W	AUTOMATED BUSINESS	64.84	
060335	05/18/2018	W/W	DEEDRA DIXON	14.04	
060336	05/18/2018	W/R	JOHNSON TRUCKING LLC	570.00	05/31/2018
060337	05/18/2018	W/R	LAURIE GOMBASH	796.25	05/31/2018
060338	05/18/2018	W/R	MSC INDUSTRIAL SUPPLY	21.85	05/31/2018
060339	05/18/2018	W/R	Northwest Ohio Educational	125.00	05/31/2018
060340	05/18/2018	W/R	PAZIA CORPORATION	125.00	05/31/2018
060341	05/18/2018	W/R	PowerSchool Group LLC	3,955.52	05/31/2018
060342	05/18/2018	W/R	TIME WARNER CABLE, INC.	1,062.57	05/31/2018
060343	05/18/2018	W/R	VILLAGE OF DELTA	1,584.59	05/31/2018
060344	05/25/2018	C/R	TREASURER	320,801.44	05/31/2018

Date: 6/05/2018

C H E C K R E G I S T E R
Processing Month: May 2018
PIKE-DELTA-YORK LOCAL SCHOOLS

Page: 3
(CHKREG)

Check#	Check Date	Org Sta	Vendor Paid	Check Amount	Status Date
060345	05/23/2018	W/W	A & G EDUCATION SERVICES, LLC	3,120.00	
060346	05/23/2018	W/R	ANGELA BELCHER	2,220.00	05/31/2018
060347	05/23/2018	W/W	AYERSVILLE ATHLETIC DEPARTMENT	125.00	
060348	05/23/2018	W/R	Baumspage.com LLC	78.30	05/31/2018
060349	05/23/2018	W/R	BETH JUBY	26.97	05/31/2018
060350	05/23/2018	W/R	CREATIVE DESIGNS	3,473.48	05/31/2018
060351	05/23/2018	W/R	DELTA ATLAS	278.00	05/31/2018
060352	05/23/2018	W/R	ENERCO CORPORATION	450.00	05/31/2018
060353	05/23/2018	W/R	ERIC ROBERTSON	53.46	05/31/2018
060354	05/23/2018	W/W	EVERGREEN LOCAL SCHOO DISTRICT	100.00	
060355	05/23/2018	W/R	FALOR FARM CENTER	835.94	05/31/2018
060356	05/23/2018	W/R	HIT, INC.	34.25	05/31/2018
060357	05/23/2018	W/R	HOME DEPOT/GECEP	256.93	05/31/2018
060358	05/23/2018	W/W	HOPEWELL LOUDEN LOCAL SCHOOLS	150.00	
060359	05/23/2018	W/R	JAMES WOLPERT	12.06	05/31/2018
060360	05/23/2018	W/R	Joseph Antoszewski	301.03	05/31/2018
060361	05/23/2018	W/R	JOSTENS, INC	517.79	05/31/2018
060362	05/23/2018	W/R	KRISTIE REIGHARD	65.88	05/31/2018
060363	05/23/2018	W/W	LIBERTY CENTER BOARD OF ED.	100.00	
060364	05/23/2018	W/R	LYONS LP GAS CO.	876.07	05/31/2018
060365	05/23/2018	W/W	MAUMEE BAY TURF CENTER	1,240.00	
060366	05/23/2018	W/R	MONTPELIER BOARD OF EDUCATION	220.00	05/31/2018
060367	05/23/2018	W/R	MSC INDUSTRIAL SUPPLY	96.25	05/31/2018
060368	05/23/2018	W/W	NEOFUNDS BY NEOPOST	739.00	
060369	05/23/2018	W/R	RENAISSANCE LEARNING, INC.	2,562.00	05/31/2018
060370	05/23/2018	W/W	RON MARTIN	200.00	
060371	05/23/2018	W/R	ROSE PEST SOLUTIONS	220.00	05/31/2018
060372	05/23/2018	W/R	SCREEN PRINTED PRODUCTS	1,393.75	05/31/2018
060373	05/23/2018	W/R	SMITH'S TWIST-T-FREEZE	96.00	05/31/2018
060374	05/23/2018	W/R	SOUNDWAVE	250.00	05/31/2018
060375	05/23/2018	W/R	SWANTON ATHLETIC DEPARTMENT	100.00	05/31/2018
060376	05/23/2018	W/R	AMAZON.COM	183.30	05/31/2018
060377	05/23/2018	W/R	TOLEDO TENT & PARTY RENTALS	876.50	05/31/2018
060378	05/23/2018	W/R	TRINE UNIVERSITY ATHLETICS	370.00	05/31/2018
060379	05/23/2018	W/R	UniFirst Corporation	990.50	05/31/2018
060380	05/23/2018	W/R	VALERO MARKETING & SUPPLY CO.	982.28	05/31/2018
060381	05/23/2018	W/R	VESCO OIL CORPORATION	5,541.16	05/31/2018
060382	05/23/2018	W/R	VISA/F & M STATE BANK	3,609.45	05/31/2018
060383	05/23/2018	W/R	ZENITH SYSTEMS, LLC	3,952.50	05/31/2018
060384	05/25/2018	W/R	3B COSTUMES	1,200.00	05/31/2018
060385	05/25/2018	W/W	AMY ROTH	6.79	
060386	05/25/2018	W/W	ARTHUR J. THOMAS	79.99	
060387	05/25/2018	W/R	BETH JUBY	30.00	05/31/2018
060388	05/25/2018	W/R	BROWN SUPPLY CO.	111.95	05/31/2018
060389	05/25/2018	W/R	CSO	1,268.06	05/31/2018
060390	05/25/2018	W/R	DELTA ATLAS	222.40	05/31/2018
060391	05/25/2018	W/R	DELTA HARDWARE & INDUSTRIAL,	78.72	05/31/2018
060392	05/25/2018	W/W	MARCO'S, INC.	273.23	
060393	05/25/2018	W/W	ENNIS BRITTON CO., LPA	3,859.90	
060394	05/25/2018	W/W	FITZENRIDER, INC	572.00	
060395	05/25/2018	W/W	GORDON FOOD SERVICE	191.89	
060396	05/25/2018	W/R	GRAINGER	8.09	05/31/2018

Date: 6/05/2018

C H E C K R E G I S T E R
Processing Month: May 2018
PIKE-DELTA-YORK LOCAL SCHOOLS

Page: 4
(CHKREG)

Check#	Check Date	Org Sta	Vendor Paid	Check Amount	Status Date
060397	05/25/2018	W/W	HOUGHTON MIFFLIN HARCOURT	1,082.00	
060398	05/25/2018	W/W	JULIE BARNES	406.60	
060399	05/25/2018	W/R	LYDEN OIL COMPANY	480.15	05/31/2018
060400	05/25/2018	W/R	LYONS LP GAS CO.	5,057.48	05/31/2018
060401	05/25/2018	W/R	MSC INDUSTRIAL SUPPLY	123.77	05/31/2018
060402	05/25/2018	W/W	MT BUSINESS TECHNOLOGIES	377.20	
060403	05/25/2018	W/R	PEARSON CLINICAL ASSESSMENT	130.00	05/31/2018
060404	05/25/2018	W/R	NETWORK SERVICES COMPANY	5,463.29	05/31/2018
060405	05/25/2018	W/R	Northwest Ohio Educational	26,446.28	05/31/2018
060406	05/25/2018	W/R	OFFICE DEPOT BUSINESS SERVICES	277.77	05/31/2018
060407	05/25/2018	W/R	PAZIA CORPORATION	95.00	05/31/2018
060408	05/25/2018	W/R	ROCKETS BOOKSTORE	124.00	05/31/2018
060409	05/25/2018	W/R	STAFFORD BUILDING PRODUCTS INC	18.00	05/31/2018
060410	05/25/2018	W/R	TEAM SPORTS, INC.	1,458.99	05/31/2018
060411	05/25/2018	W/W	The GI Go Fund	535.00	
060412	05/25/2018	W/R	TREASURER	99.00	05/31/2018
060413	05/25/2018	W/W	TREASURER OF STATE	100.00	
060414	05/31/2018	B/R	TREASURER	337.53	05/31/2018
060415	05/31/2018	W/W	ABRAMS LEARNING TRENDS	1,094.50	
060416	05/31/2018	W/W	BLICK ART MATERIALS	99.01	
060417	05/31/2018	W/W	CDW-G	3,600.00	
060418	05/31/2018	W/W	CINDY SAVAGE	15.00	
060419	05/31/2018	W/W	CSO	425.00	
060420	05/31/2018	W/W	DANA MEIRING	15.00	
060421	05/31/2018	W/W	DELTA ATLAS	183.00	
060422	05/31/2018	W/W	EARL MECHANICAL SERVICES, INC	3,924.17	
060423	05/31/2018	W/W	FASTENAL	168.98	
060424	05/31/2018	W/W	FORREST AUTO SUPPLY	771.11	
060425	05/31/2018	W/W	FRIENDS BUSINESS SOURCE	381.78	
060426	05/31/2018	W/W	GRAINGER	325.24	
060427	05/31/2018	W/W	X-GRAIN SPORTSWEAR	980.00	
060428	05/31/2018	W/W	JAMES MASON	90.00	
060429	05/31/2018	W/W	JEFF WOLFORD	275.00	
060430	05/31/2018	W/W	JOSTENS, INC	290.26	
060431	05/31/2018	W/W	KEIL'S GREENHOUSE	330.00	
060432	05/31/2018	W/W	KENN-FELD GROUP, LLC	736.04	
060433	05/31/2018	W/W	JOHN R GREEN CO.	1,537.14	
060434	05/31/2018	W/W	MAUMEE PLUMBING CO.	1,277.83	
060435	05/31/2018	W/W	MICHELLE STICKLEY	15.00	
060436	05/31/2018	W/W	MT BUSINESS TECHNOLOGIES	270.53	
060437	05/31/2018	W/W	OHIO GAS COMPANY	53.39	
060438	05/31/2018	W/W	PARKER TIRE SALES & SERVICE	2,431.51	
060439	05/31/2018	W/W	PIONEER MFG. COMPANY	98.00	
060440	05/31/2018	W/W	REALLY GOOD STUFF, LLC	171.39	
060441	05/31/2018	W/W	RETTIG MUSIC	1,160.84	
060442	05/31/2018	W/W	CLASSROOM DIRECT/SCHOOL SPEC	80.15	
060443	05/31/2018	W/W	SHAWNA HELMINIAK	15.00	
060444	05/31/2018	W/W	SHENG KANG LEE	9.90	
060445	05/31/2018	W/W	SUPER DUPER PUBLICATIONS	441.58	
060446	05/31/2018	W/W	TEACHER DIRECT	567.60	
060447	05/31/2018	W/W	TOLEDO EDISON CO.	113.43	
060448	05/31/2018	W/W	TRACEY COLE	14.80	

Date: 6/05/2018

C H E C K R E G I S T E R
Processing Month: May 2018
PIKE-DELTA-YORK LOCAL SCHOOLS

Page: 5
(CHKREG)

Check#	Check Date	Org Sta	Vendor Paid	Check Amount	Status Date
060449	05/31/2018	W/W	TREND ENTERPRISES, INC.	14.94	
060450	05/31/2018	W/W	U.S. BANK EQUIPMENT FINANCE	3,162.51	
060451	05/31/2018	W/W	WAUSEON H.S. ATHLETIC ASSOC.	110.00	
900155	05/11/2018	M/M	TREASURER	4,185.44	
900156	05/11/2018	M/M	TREASURER	2,393.47	
900157	05/11/2018	M/M	TREASURER	1,318.64	
900158	05/11/2018	M/M	TREASURER	906.83	
900159	05/15/2018	M/M	OHI-NBHP	142,922.32	
900160	05/15/2018	M/M	OHI-NBHP	12,960.00	
900161	05/15/2018	M/M	OHI-NBHP	3,082.61	
900162	05/25/2018	M/M	TREASURER	4,582.46	
900163	05/25/2018	M/M	TREASURER	896.33	
900164	05/25/2018	M/M	TREASURER	1,406.64	
900165	05/25/2018	M/M	TREASURER	2,393.47	
900166	05/25/2018	M/M	STATE TEACHERS RETIRE-	70,776.00	
900167	05/25/2018	M/M	SCHOOL EMPLOYEES	21,000.00	

Total Checks Issued \$ 1,161,589.19

PIKE DELTA YOUR LOCAL SCHOOLS

Unencumbered Liabilities (Then & Now)

May 2018

Vendor	Invoice Date	P.O. #	P.O. Date	Amount of Invoice
None				

Pike Delta York Local School District
Donations
May, 2018

NW Veterinary Clinic	Destination Imagination	\$ 100.00
Winzeler Home Inspection	Destination Imagination	\$ 250.00
SproW Bucks	Destination Imagination	\$1,000.00
Craig Myers	Destination Imagination	\$500.00
Delta 109	After Prom	\$700.00
J&S Tire Repair	Destination Imagination	\$ 300.00
Delle's Transmission	Destination Imagination	\$ 100.00
Delta Hardware Industrial, Inc.	Destination Imagination	\$ 25.00
Title Assurance Group	Destination Imagination	\$ 250.00
Pettisville Grain	Destination Imagination	\$ 250.00
Earl Mechanical Services	Destination Imagination	\$ 250.00
Beaverson Machine, Inc.	Destination Imagination	\$ 250.00
Worthington Industries	Destination Imagination	\$ 250.00
Jacob Buchhop	Kick Start Scholarship Fund	\$ 260.00
Masons Fulton Lodge #248	Destination Imagination	\$ 130.00
Ohio Alpha Lambda Delta	Destination Imagination	\$ 400.00
PDYEA	Destination Imagination	\$ 500.00
PTO	Destination Imagination	\$ 200.00

PIKE DELTA YORK LOCAL SCHOOL DISTRICT

2017-18 Appropriations

			Initial 2017-18 Appropriations	May 2018 Adjustments	2017-18 Revised Appropriations
001	0000	GENERAL FUND	14,063,844.00	52,188.98	14,121,871.98
001	9000	TECHNOLOGY MAINTENANCE & INSURANCE	10,000.00	0.00	9,500.00
002	9009	BOND RETIREMENT 2008-09 - OSFC	705,000.00	0.00	572,556.00
002	9799	BOND RETIREMENT 2006 - REFUNDING	925,000.00	0.00	1,299,955.00
003	0000	PERMANENT IMPROVEMENT FUND	200,000.00	12,000.00	184,057.00
006	0000	FOOD SERVICE FUND	475,000.00	8,000.00	508,750.00
007	9001	BEN ATHERTON MEMORIAL SCHOLARSHIP	1,000.00	0.00	1,000.00
007	9002	NATE PARSONS MEMORIAL SCHOLARSHIP	500.00	0.00	500.00
007	9100	CLYDE J KINNEY SCHOLARSHIP FUND	0.00	0.00	0.00
007	9290	COACH CORY'S BACKPACK BUDDIES	5,000.00	0.00	5,000.00
007	9300	TOMMY CHILDRESS JR. MEMORIAL SCHOLARSHIP	1,000.00	0.00	1,000.00
007	9400	PDYLS D BOARD OF EDUCATION SCHOLARSHIP	1,000.00	0.00	1,600.00
007	9500	PDY FACULTY & STAFF SCHOLARSHIP	500.00	0.00	500.00
007	9600	DALE E ADAMS SCHOLARSHIP FUND	500.00	0.00	500.00
007	9700	RICHARD BASICH MEMORIAL SCHOLARSHIP FUND	0.00	0.00	0.00
007	9800	CLASS OF 1956 MEMORIAL SCHOLARSHIP	1,000.00	0.00	1,000.00
007	9900	RICHARD SELL MEMORIAL SCHOLARSHIP	8,000.00	0.00	8,000.00
007	9990	SPROW BUCKS - TEACHER GRANT AWARD	3,000.00	0.00	3,000.00
007	9991	KICKSTARTER SCHOLARSHIP	0.00	0.00	1,000.00
009	9100	U.S.S.F. - DELTA ELEMENTARY	15,000.00	0.00	48,000.00
009	9200	U.S.S.F. - DELTA MIDDLE SCHOOL	15,000.00	8,830.00	27,130.00
009	9300	U.S.S.F. - DELTA HIGH SCHOOL	25,000.00	2,135.00	20,135.00
018	9002	DELTA ELEMENTARY PRINCIPAL SUPPORT FUND	25,000.00	0.00	39,100.00
018	9005	M.S. PRINCIPAL SUPPORT FUND	20,000.00	0.00	13,850.00
018	9006	H.S. PRINCIPAL SUPPORT FUND	15,000.00	0.00	2,427.60
019	9171	WELLNESS GRANT	3,000.00	0.00	2,760.00

**PIKE DELTA YORK LOCAL
SCHOOL DISTRICT**
2017-18 Appropriations

			Initial 2017-18 Appropriations	May 2018 Adjustments	2017-18 Revised Appropriations
019	9172	H.S.T.W. GRANT	2,000.00	0.00	1,000.00
019	9173	J. PATTERSON LIBRARY GRANT	5,000.00	0.00	5,000.00
019	9174	21ST CENTURY GRANT - MIDDLE SCHOOL	5,000.00	0.00	47,174.00
034	9009	O.S.F.C. MAINTENANCE FUND	100,000.00	41,000.00	156,500.00
200	9009	CLASS OF 2015	300.45	0.00	300.45
200	9011	CLASS OF 2017	146.20	0.00	146.20
200	9012	CLASS OF 2018	8,500.00	0.00	9,775.00
200	9013	CLASS OF 2019	18,000.00	3,000.00	18,000.00
200	9020	CLASS OF 2020	10,000.00	0.00	3,100.00
200	9021	CLASS OF 2021	10,000.00	0.00	200.00
200	9022	CLASS OF 2022	4,846.00	0.00	21,000.00
200	9023	CLASS OF 2023	15,000.00	300.00	12,360.00
200	9024	CLASS OF 2024	15,000.00	300.00	17,650.00
200	9025	CLASS OF 2025	0.00	0.00	14,000.00
200	9050	M.S. DRAMA CLUB	0.00	0.00	0.00
200	9100	H.S. DRAMA CLUB	0.00	0.00	1,690.00
200	9150	MIDDLE SCHOOL SCIENCE CLUB	0.00	0.00	0.00
200	9250	FRENCH CLUB	0.00	0.00	0.00
200	9280	SPANISH CLUB	0.00	0.00	5,700.00
200	9320	FCCLA	0.00	0.00	450.00
200	9330	FFA	0.00	0.00	16,150.00
200	9340	FTA	0.00	0.00	0.00
200	9380	MEDS	0.00	0.00	0.00
200	9550	M.S. CHEERLEADERS	0.00	0.00	0.00
200	9553	H.S. CHEERLEADERS	0.00	0.00	5,700.00
200	9610	H.S. STUDENT COUNCIL	0.00	0.00	4,600.00

**PIKE DELTA YORK LOCAL
SCHOOL DISTRICT**
2017-18 Appropriations

			Initial 2017-18 Appropriations	May 2018 Adjustments	2017-18 Revised Appropriations
200	9611	JR. HI STUDENT COUNCIL	0.00	0.00	585.00
200	9650	H.S. SADD	0.00	0.00	0.00
200	9651	M.S. SADD	0.00	0.00	200.00
200	9689	DEL HI	0.00	0.00	8,630.00
200	9690	GREEN & WHITE	0.00	0.00	125.00
200	9691	M.S. YEARBOOK	0.00	0.00	2,500.00
200	9710	H.S. NATIONAL HONOR SOCIETY	0.00	0.00	230.00
200	9711	JR. HIGH NATIONAL HONOR SOCIETY	0.00	0.00	5,450.00
300	9200	DESTINATION IMAGINATION	0.00	0.00	41,630.00
300	9350	ART/TECH CLUB	0.00	0.00	850.00
300	9440	HIGH SCHOOL BAND	0.00	0.00	18,000.00
300	9470	CHORAL-DELAIRE	0.00	0.00	14,500.00
300	9490	HIGH SCHOOL MUSICAL	0.00	0.00	9,350.00
300	9500	ATHLETIC FUND	0.00	0.00	71,250.00
300	9501	BASEBALL TEAM	0.00	0.00	10,560.00
300	9502	BASKETBALL TEAM - BOYS	0.00	0.00	0.00
300	9503	SOCCER TEAM - GIRLS	0.00	0.00	0.00
300	9504	FOOTBALL TEAM	0.00	0.00	0.00
300	9505	CROSS COUNTRY TEAM - BOYS	0.00	0.00	0.00
300	9506	GOLF TEAM	0.00	0.00	6,025.00
300	9507	TRACK TEAM - BOYS & GIRLS	0.00	0.00	1,750.00
300	9508	SQUARE ONE ART FUNDRAISER	0.00	0.00	3,350.00
300	9509	BASKETBALL TEAM - GIRLS	0.00	0.00	11,680.00
300	9510	SOFTBALL TEAM	0.00	0.00	0.00
300	9513	SOCCER TEAM - BOYS	0.00	0.00	0.00
300	9514	VOLLEYBALL TEAM	0.00	0.00	6,400.00

**PIKE DELTA YORK LOCAL
SCHOOL DISTRICT**

2017-18 Appropriations

			Initial 2017-18 Appropriations	May 2018 Adjustments	2017-18 Revised Appropriations
300	9516	BOWLING TEAM	0.00	0.00	0.00
461	9017	VOCATIONAL AG. 5TH QUARTER 2016-17	4,195.80	0.00	0.00
461	9018	VOCATIONAL AG. 5TH QUARTER 2017-18	4,195.80	0.00	4,195.80
572	9017	TITLE I 2016-17	69,109.81	0.00	69,108.95
572	9018	TITLE I 2017-18	152,752.89	0.00	181,470.99
590	9017	TITLE II-A 2016-17	3,165.60	0.00	3,953.67
590	9018	TITLE II-A 2017-18	31,428.56	0.00	31,272.94
599	9018	21ST CENTURY GRANT - ELEMENTARY	0.00	0.00	200,000.00
Total			16,976,985.11	127,753.98	17,916,755.58